

**CLEARWATER COUNTY
COUNCIL AGENDA
May 28, 2013**

9:15 RCMP Delegation – S/Sgt. Bill Laidlaw presenting Quarterly Statistical Report and Introduction of RCMP Sgt. Mike Neuman

A. CALL TO ORDER

B. AGENDA ADOPTION

C. CONFIRMATION OF MINUTES

1. May 14, 2013 Regular Meeting Minutes
- May 14, 2013 Public Hearing Minutes – Rissi
- May 14, 2013 Public Hearing Minutes - Elliott

D. PUBLIC WORKS

1. Road Surfacing & Other Major Projects Policy Review

E. AGRICULTURE SERVICES & LANDCARE

1. Ag Services & Landcare Provincial Legislative Appointments

F. COMMUNITY AND PROTECTIVE SERVICES

1. 9:15 A.M. RCMP Presentation - S/Sgt. Bill Laidlaw presenting Quarterly Statistical Report Introduction of RCMP Sgt. Mike Neuman
2. Clearwater County Highway Patrol 2012 Annual Report
3. May Long Weekend – **Verbal Report**
4. Nordegg Fire 015
5. Nordegg Satellite Classroom – **Item To Follow**
6. Rocky Air Show – Snowbirds Permission
7. Municipal Recreation/Tourism Areas Grant

G. IN CAMERA

1. Kurt Browning Arena

H. COMMITTEE REPORTS

I. INFORMATION

1. CAO'S Report
2. Public Works Director's Report
3. Accounts Payable Listing
4. Councillor Remuneration
5. Westview Lodge
6. Clearwater County Operating Report

J. ADJOURNMENT

TABLED ITEMS

Date

Item, Reason and Status

04/10/12

Arbutus Hall Funding Request

- To allow applicant to provide a complete capital projects plan.

STATUS: Pending Information, Community and Protective Services



Agenda Item

Project: Road Surfacing and other Major Projects – Priority Setting Policy Final Review	
Presentation Date: May 28, 2013	
Department: Public Works	Author: Erik Hansen/Marshall Morton
Budget Implication: <input checked="" type="checkbox"/> N/A <input type="checkbox"/> Funded by Dept. <input type="checkbox"/> Reallocation	
Strategic Area: Infrastructure & Asset Management	Goal: - To effectively manage the financial and physical assets of the County in order to support the growth and development of the County while obtaining maximum value from County owned infrastructure and structures.
Legislative Direction: <input type="checkbox"/> None <input type="checkbox"/> Provincial Legislation (cite) _____ <input checked="" type="checkbox"/> County Bylaw or Policy (cite) Road Surfacing and other Major Projects – Priority Setting Policy	
Recommendation - That Council reviews the information provided; amend if required and approves the final Draft revisions as presented.	
Attachments List: Road Surfacing and other Major Projects – Priority Setting Policy	

Background: The Administration is bringing forth the final draft of the Road Surfacing Policy for Council’s review. As there were no changes from the April 28, 2013 Council meeting this represents the final revision. Upon approval, this policy will replace the existing policy.

Clearwater County

ROAD SURFACING AND OTHER MAJOR PROJECTS – PRIORITY SETTING

EFFECTIVE DATE: August 26, 2003

Revised date: July 29, 2010, May 28, 2013

SECTION: Public Works

POLICY STATEMENT:

To guide administration in making recommendations to Council and to assist Council in determining road surfacing priorities in the County.

PROCEDURE:

1. The primary priority for the existing surfaced road network will be to the development of ban free road structures.
2. Typically, additional paved or surfaced road infrastructure development will only be expanded through funding partnerships such as: Provincial or Federal grant(s), third party funding (e.g. industry) or local improvement tax.
3. The maintenance overlays will be reflected on a priority list with a 3 year paving capital budget, as well as a 7 year forecast being used to assist in capital and financial planning.
4. Depending on the construction techniques utilized and the availability of funds, subgrade preparation work and surfacing work may occur in the same construction year.
5. All new asphalt surfaced road structures shall be constructed as to achieve a weight allowance minimum of 100% during ban season.
6. To assist in establishing a priority list the following factors will be considered.
 - **Provides network links to areas of the municipality, between the Province's Provincial Highways and to other municipalities;**
 - **Provides for a fair distribution of paved surfaces throughout the settled or sparsely settled portions of the municipality;**
 - **Cost benefits of installing a paved surface as opposed to maintaining a highly used gravel road.**
7. Notwithstanding other sections of this policy, council will also prioritize major projects that will be worked on as funds and opportunities present themselves. This list will include only paving projects or major grading/regravelling projects in more remote areas of the County.

To assist in planning and pursuing projects of this nature council will annually place approximately \$ 300,000 in the annual municipal budget. This money may be used for upgrades to these roads, for cost sharing with industry or the Provincial Government, or it may be placed in a reserve for future use.

Roads that may be eligible for funding under this program include:

- Red Deer River Access Road
 - North Fork road
 - O'Chiese Road
 - Chungo Road
 - Swan Lake Road
 - Cutoff Creek Road
8. Construction standards will be established by Council on a recommendation from the Director, Public Works for each project through criteria set out in the Clearwater County Road Standards Policy. In determining these standards consideration will be given to the long term road utilization.



Agenda Item

Project: Ag. Services and Landcare Provincial Legislative Appointments	
Presentation Date: May 28 2013	
Department: Agricultural Services and Landcare	Author: Matt Martinson
Budget Implication: <input checked="" type="checkbox"/> N/A <input type="checkbox"/> Funded by Dept. <input type="checkbox"/> Reallocation	
Strategic Area: Land and economic development	Goal: #4 – Enhance environmental sustainability
Legislative Direction: <input type="checkbox"/> None <input checked="" type="checkbox"/> Provincial Legislation (cite) <u>Alberta Weed Act</u> <input type="checkbox"/> County Bylaw or Policy (cite) _____	
Recommendation: (1) That Council appoints the following Agricultural Services and Landcare Seasonal Staff members as Clearwater County Weed Inspectors for the 2013 season: Erin Brun Kortney Ahlstrom Lisa Brown Carly Hornstra (2) That council appoints the following Agricultural Services and Landcare permanent staff members as Clearwater County Pest Inspectors for the duration of their employment with Clearwater County: Ross Chudleigh	
Background: Council is aware of Agricultural Services and Landcare yearly Weed extension and enforcement programs. These programs are administered under the authority of the Weed Control Act and Regulations and under the direction of the A.S.B. and Ag. Services Policies. Agricultural Services utilizes seasonal and permanent staff to fulfill the Field, Administrative and supervisory responsibilities required to meet our responsibilities under this act. Alberta Weed Control Act 7(1) A local authority shall appoint inspectors to enforce and monitor compliance with this Act within the municipality.	



Agenda Item

Project: Introduction of RCMP Sgt. – Mike Neuman Quarterly Statistical Report	
Presentation Date: May 28, 2013	
Department: Community & Protective Services	Author: Terri Miller
Budget Implication: <input checked="" type="checkbox"/> N/A <input type="checkbox"/> Funded by Dept. <input type="checkbox"/> Reallocation	
Strategic Area:	Goal:
Legislative Direction: <input checked="" type="checkbox"/> None Provincial Legislation (cite) <input type="checkbox"/> County Bylaw or Policy (cite) _____	
Recommendation: Accept for Information	
Background: Rocky RCMP S/Sgt Bill Laidlaw and Sgt. Mike Neuman will attend Council to present the Quarterly Statistics and to introduce the new Sgt. to Council. Staff recommends this be accepted as information.	

Rocky Mountain House - Village of Caroline Provincial Detachment
Statistical Comparison of March and Year to Date
Year 2012 - 2013

Wednesday, April 10, 2013

CATEGORY	2012		2013		% Change	
	March - 2012	YTD	March - 2013	YTD	March	YTD
Homicide	0	0	0	0	0.0%	0.0%
Offences Related to Death	0	0	0	0	0.0%	0.0%
Robbery	0	0	2	2	200.0%	200.0%
Sexual Assaults	0	0	0	0	0.0%	0.0%
Other Sexual Offences	0	0	0	0	0.0%	0.0%
Assault	1	4	1	2	0.0%	-50.0%
Kidnapping/Hostage/Abduction	0	0	0	0	0.0%	0.0%
Extortion	0	0	0	0	0.0%	0.0%
Criminal Harassment	0	2	0	0	0.0%	-100.0%
Uttering Threats	1	2	1	2	0.0%	0.0%
Other Persons	0	0	0	0	0.0%	0.0%
TOTAL PERSONS	2	8	4	6	100.0%	-25.0%
Break & Enter	1	3	2	4	100.0%	33.3%
Theft of Motor Vehicle	0	1	1	2	100.0%	100.0%
Theft Over	0	0	1	1	100.0%	100.0%
Theft Under	0	1	1	2	100.0%	100.0%
Possn Stn Goods	0	0	0	0	0.0%	0.0%
Fraud	0	1	0	0	0.0%	-100.0%
Arson	0	0	0	1	0.0%	100.0%
Mischief To Property	0	1	1	3	100.0%	200.0%
TOTAL PROPERTY	1	7	6	13	500.0%	85.7%
Offensive Weapons	0	2	0	0	0.0%	-100.0%
Disturbing the peace	0	1	2	3	200.0%	200.0%
OTHER CRIMINAL CODE	2	2	1	1	-50.0%	-50.0%
TOTAL OTHER CRIMINAL CODE	2	5	3	4	50.0%	-20.0%
TOTAL CRIMINAL CODE	5	20	13	23	160.0%	15.0%
Drug Enforcement - Production	0	0	0	0	0.0%	0.0%
Drug Enforcement - Possession	0	1	0	0	0.0%	-100.0%
Drug Enforcement - Trafficking	0	0	0	0	0.0%	0.0%
Drug Enforcement - Other	0	0	0	0	0.0%	0.0%
Total Drugs	0	1	0	0	0.0%	-100.0%
Federal - General	0	1	0	0	0.0%	-100.0%
TOTAL FEDERAL	0	2	0	0	0.0%	-100.0%
Liquor Act	0	0	2	3	200.0%	300.0%
Other Provincial Stats	1	1	1	1	0.0%	0.0%
Total Provincial Stats	1	1	3	4	200.0%	300.0%
Municipal By-laws Traffic	0	0	0	0	0.0%	0.0%
Municipal By-laws	0	0	0	0	0.0%	0.0%
Total Municipal	0	0	0	0	0.0%	0.0%
Fatals	0	0	0	0	0.0%	0.0%
Injury MVAS	0	0	0	0	0.0%	0.0%
Property Damage MVAS (Reportable)	0	1	1	2	100.0%	100.0%
Property Damage MVAS (Non Reportable)	0	0	0	1	0.0%	100.0%
TOTAL MVAS	0	1	1	3	100.0%	200.0%
Provincial Traffic	2	6	6	12	200.0%	100.0%
Other Traffic	0	0	0	0	0.0%	0.0%
Criminal Code Traffic	0	0	4	7	400.0%	700.0%
Common Police Activities						
False Alarms	0	0	5	5	500.0%	500.0%
False/Abandoned 911 Call	0	1	1	6	100.0%	500.0%
Prisoners Held	0	1	0	2	0.0%	100.0%
Written Traffic Warnings	0	0	0	0	0.0%	0.0%
Index Checks	0	0	0	0	0.0%	0.0%
Fingerprints taken for Public	0	0	0	0	0.0%	0.0%
Persons Reported Missing	0	1	0	1	0.0%	0.0%
Request to Locate	0	0	0	0	0.0%	0.0%
Abandoned Vehicles	0	0	0	0	0.0%	0.0%
VSU Accepted	1	2	0	0	-100.0%	-100.0%
VSU Declined	0	2	0	1	0.0%	-50.0%
VSU Requested but not Avail.	0	0	0	0	0.0%	0.0%
VSU Proactive Referral	0	0	0	0	0.0%	0.0%

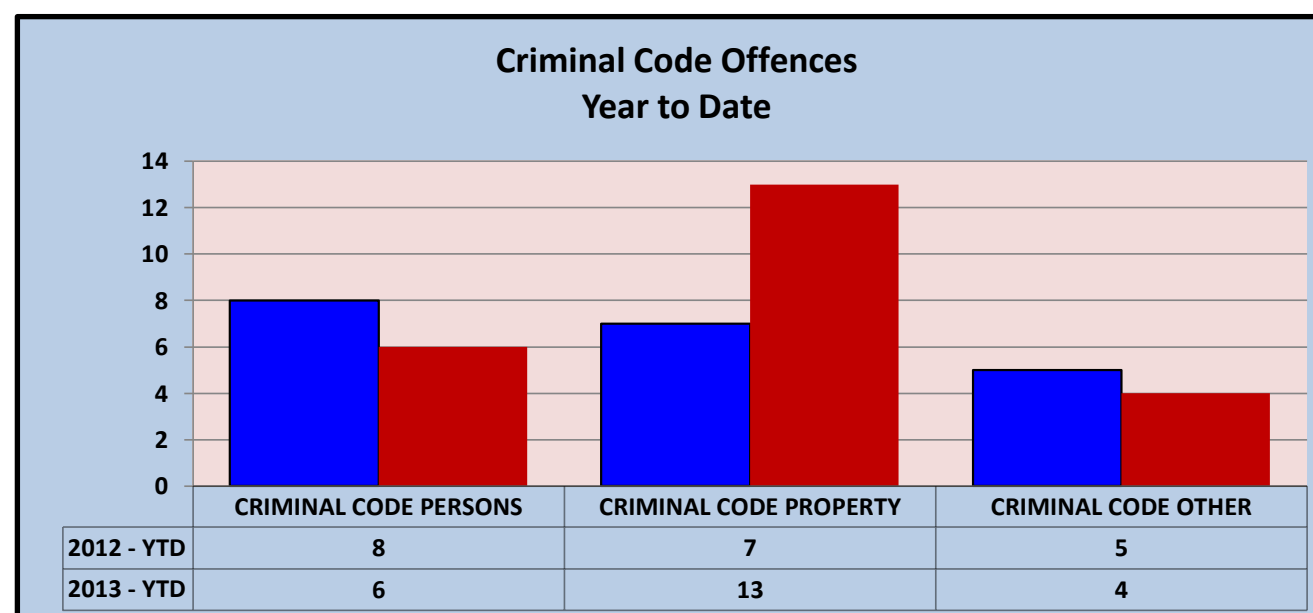
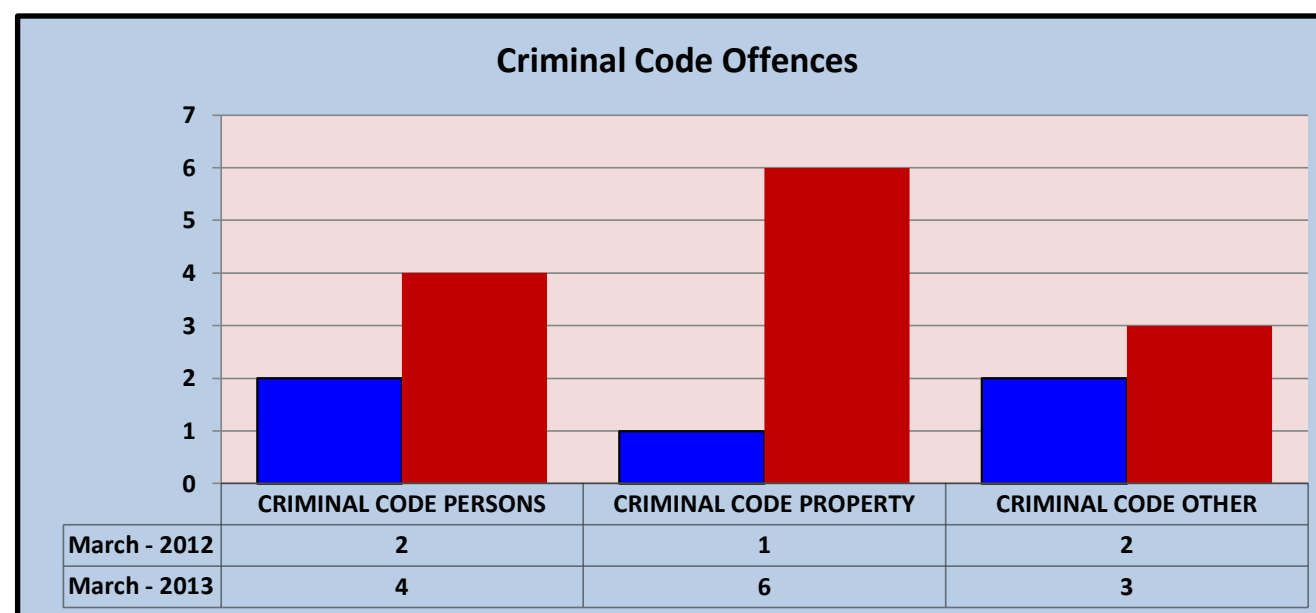
**Rocky Mountain House - Village of Caroline Provincial Detachment
Statistical Comparison of March and Year to Date
Year 2012 - 2013**

CATEGORY TOTALS	March - 2012	March - 2013	% Change
CRIMINAL CODE PERSONS	2	4	100.0%
CRIMINAL CODE PROPERTY	1	6	500.0%
CRIMINAL CODE OTHER	2	3	50.0%
TOTAL CRIMINAL CODE	5	13	160.0%

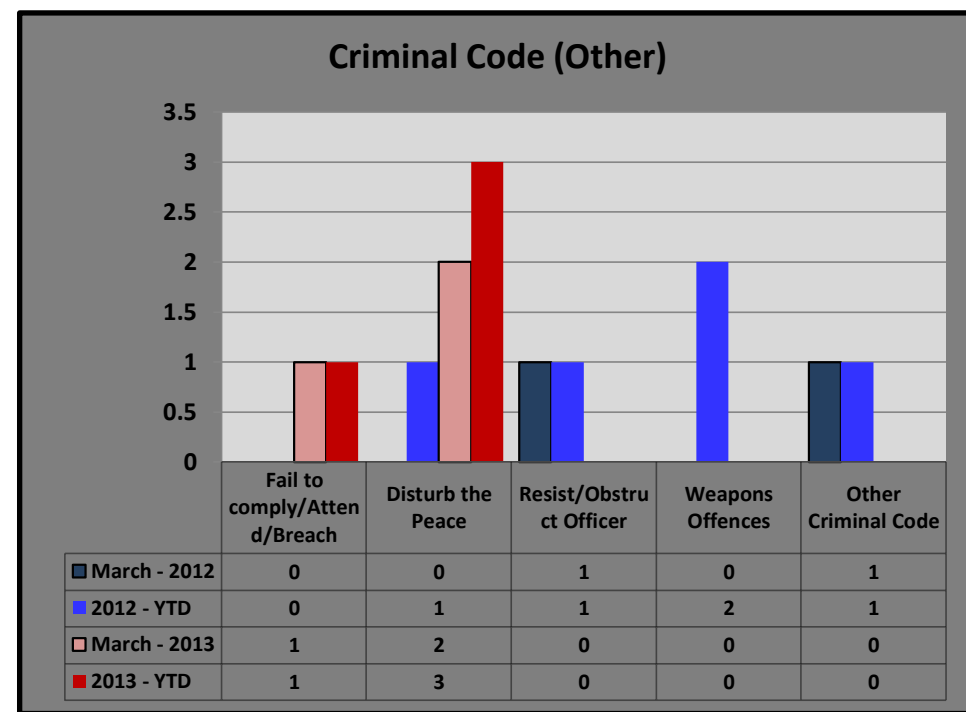
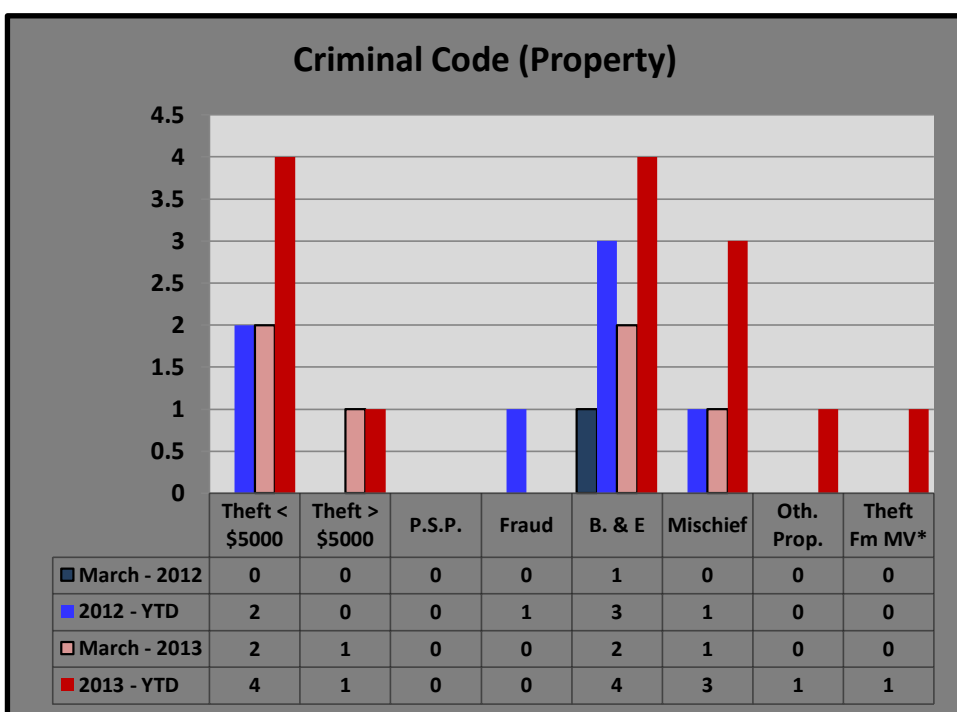
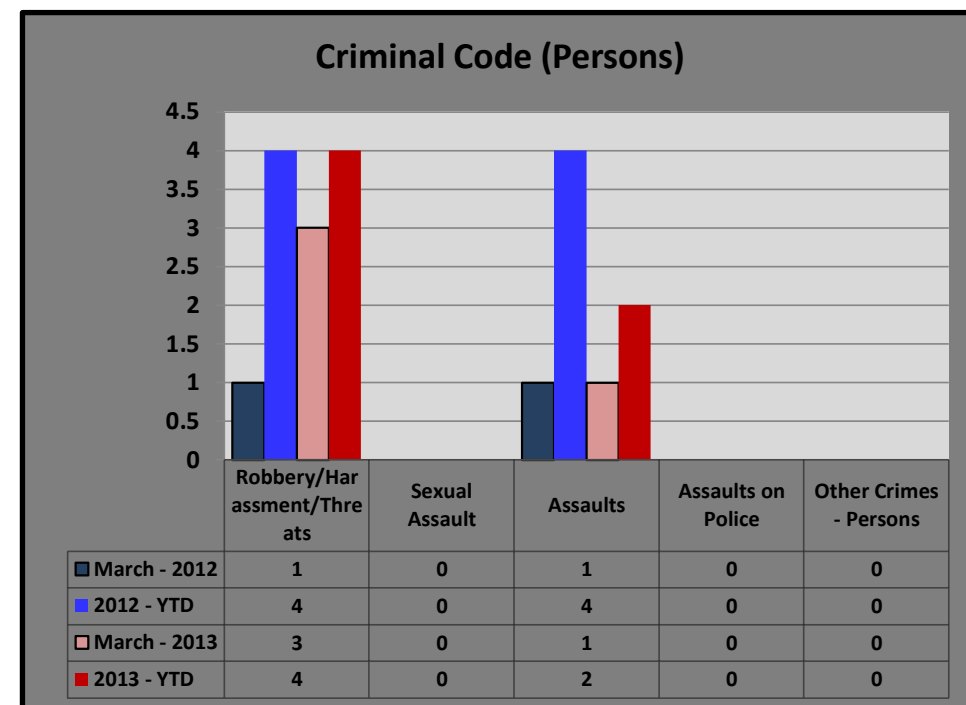
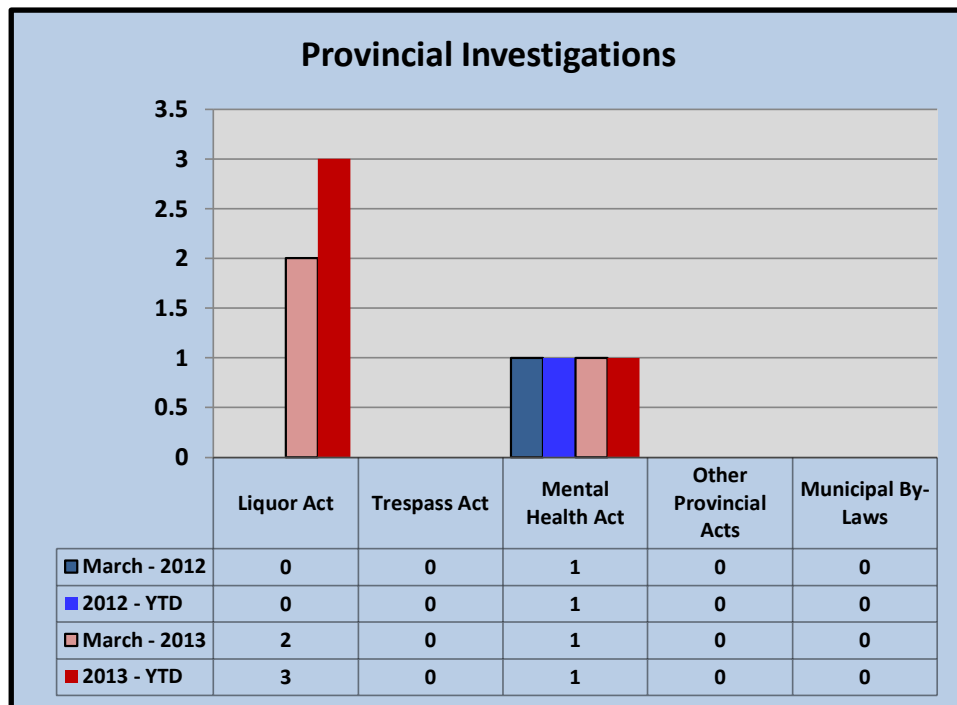
CATEGORY TOTALS	2012 - YTD	2013 - YTD	% Change
CRIMINAL CODE PERSONS	8	6	-25.0%
CRIMINAL CODE PROPERTY	7	13	85.7%
CRIMINAL CODE OTHER	5	4	-20.0%
TOTAL CRIMINAL CODE	20	23	15.0%

CLEARANCE RATES	March - 2012	March - 2013
CRIMINAL CODE PERSONS	100%	75%
CRIMINAL CODE PROPERTY	500%	67%
CRIMINAL CODE OTHER	50%	33%
TOTAL CRIMINAL CODE	160%	62%

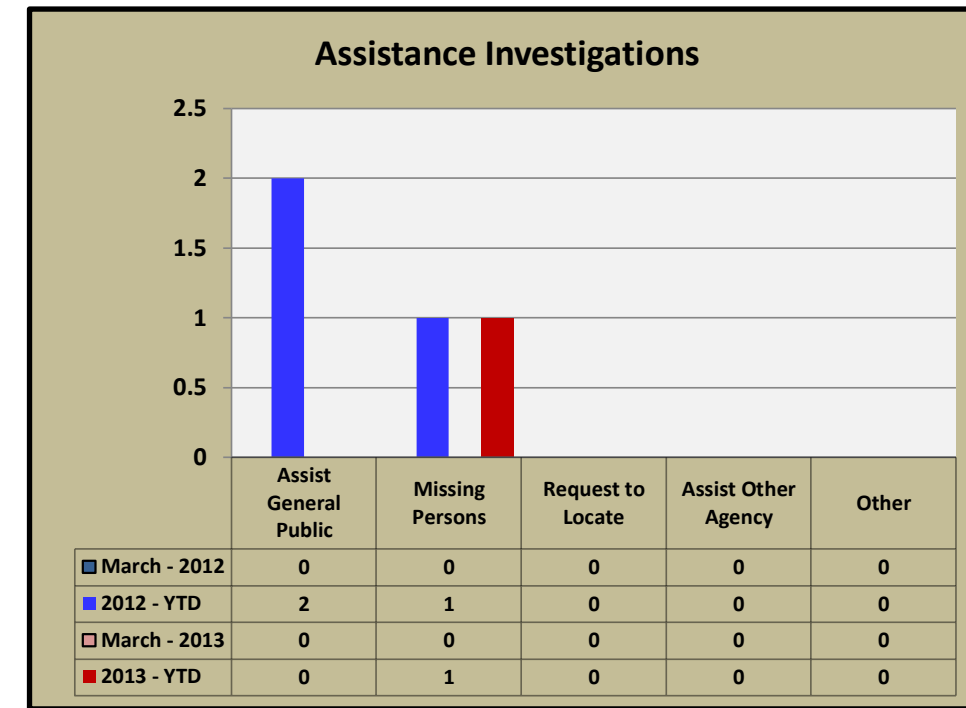
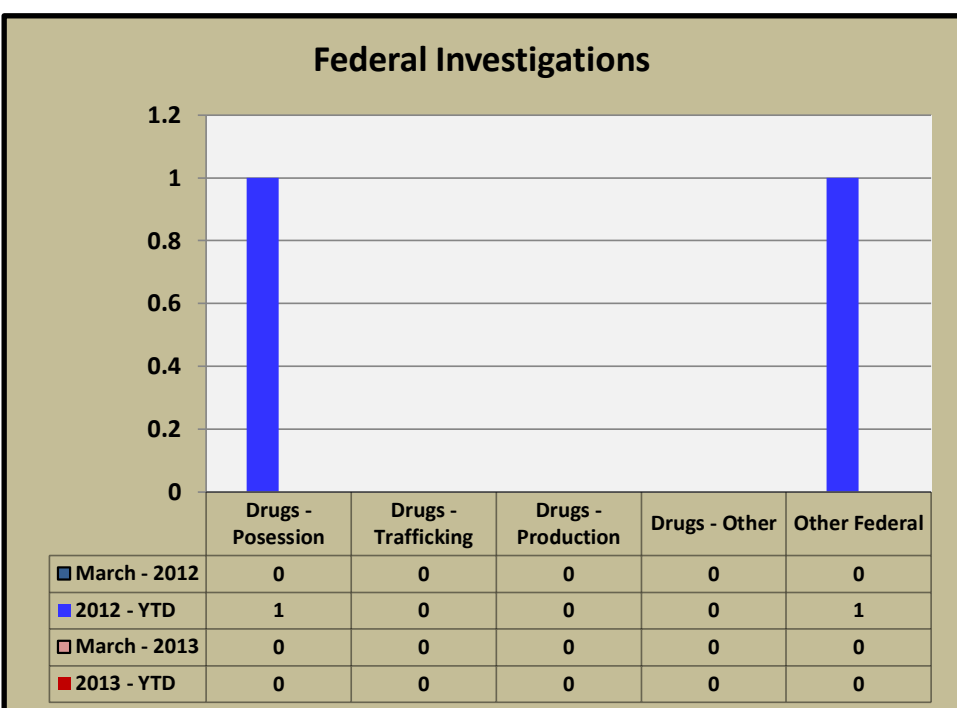
CLEARANCE RATES	2012 - YTD	2013 - YTD
CRIMINAL CODE PERSONS	88%	50%
CRIMINAL CODE PROPERTY	71%	38%
CRIMINAL CODE OTHER	40%	50%
TOTAL CRIMINAL CODE	70%	43%



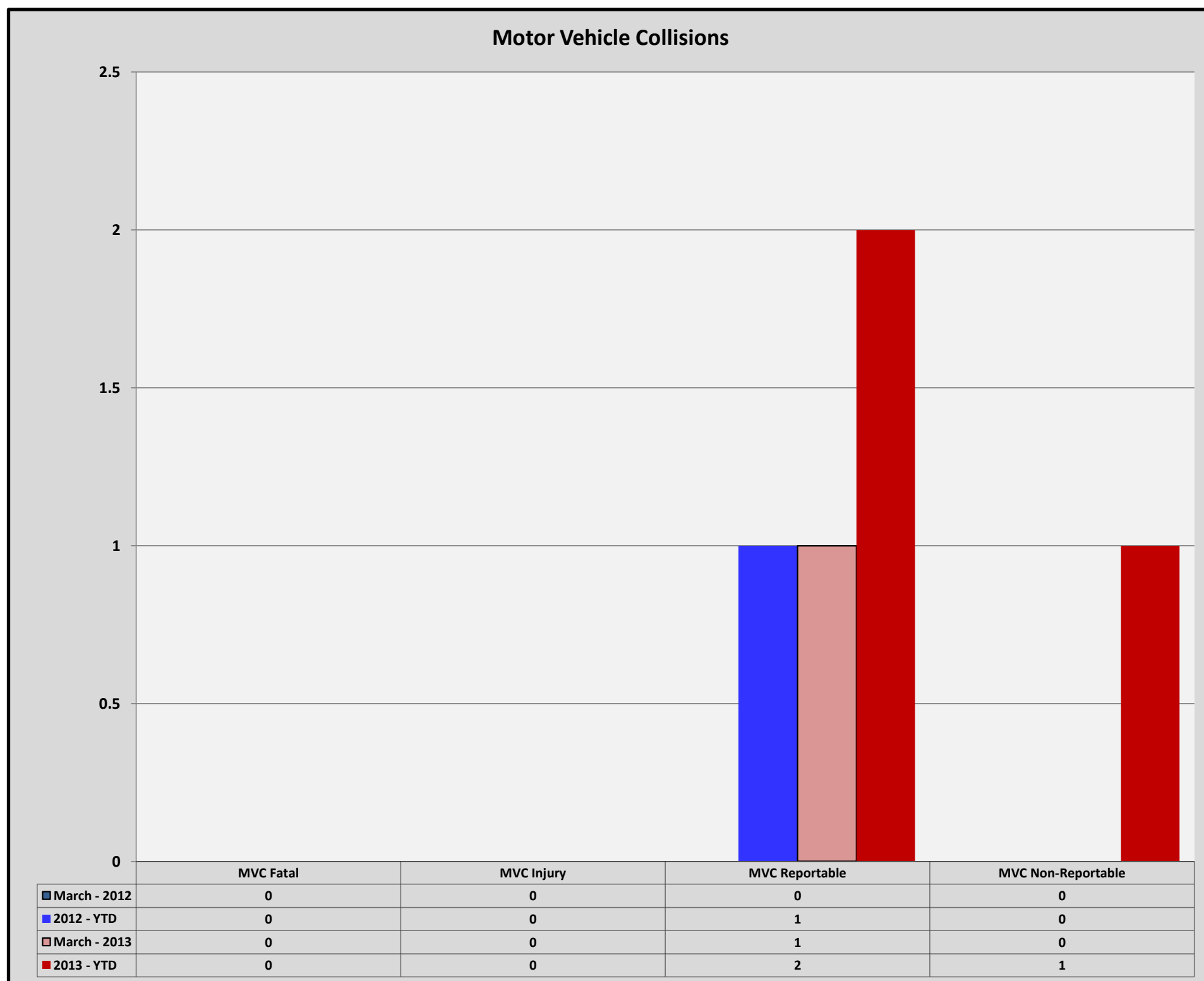
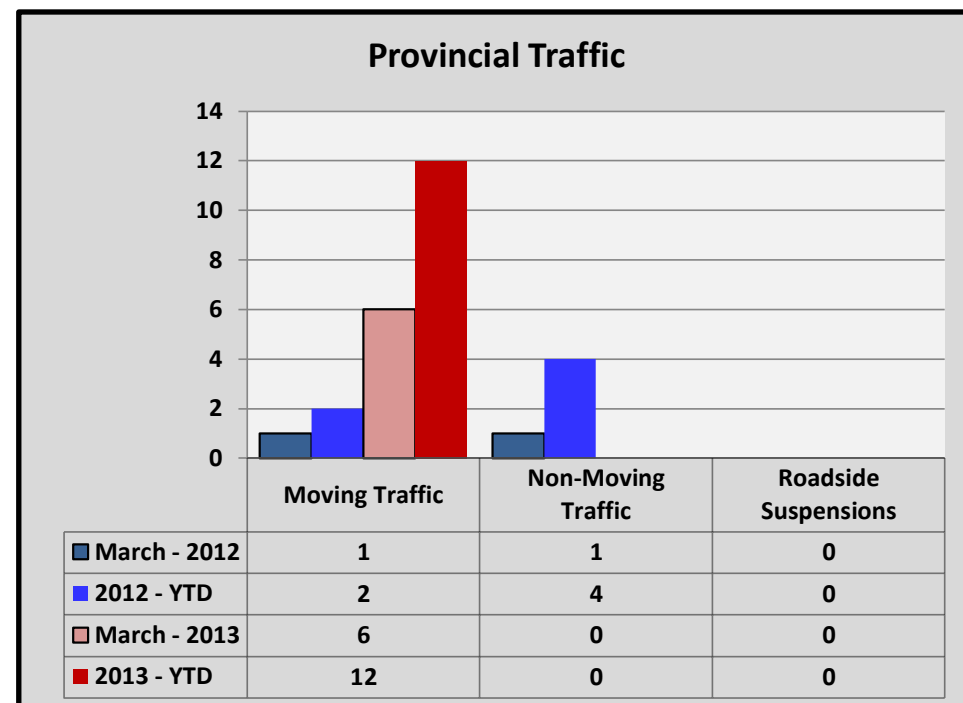
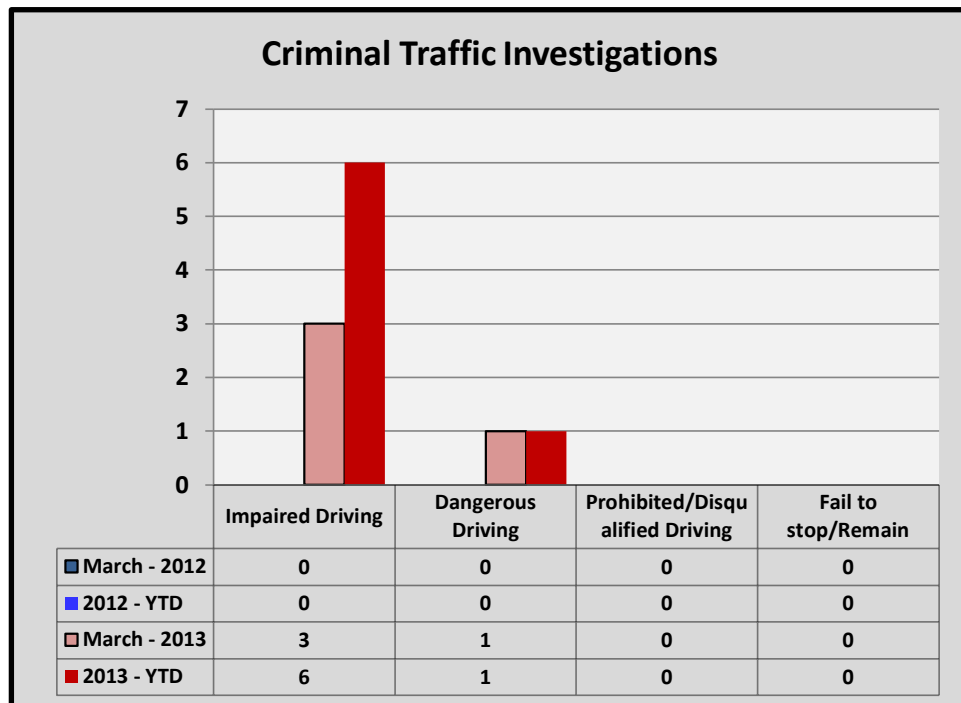
Rocky Mountain House - Village of Caroline Provincial Detachment
 Statistical Comparison of March and Year to Date
 Year 2012 - 2013



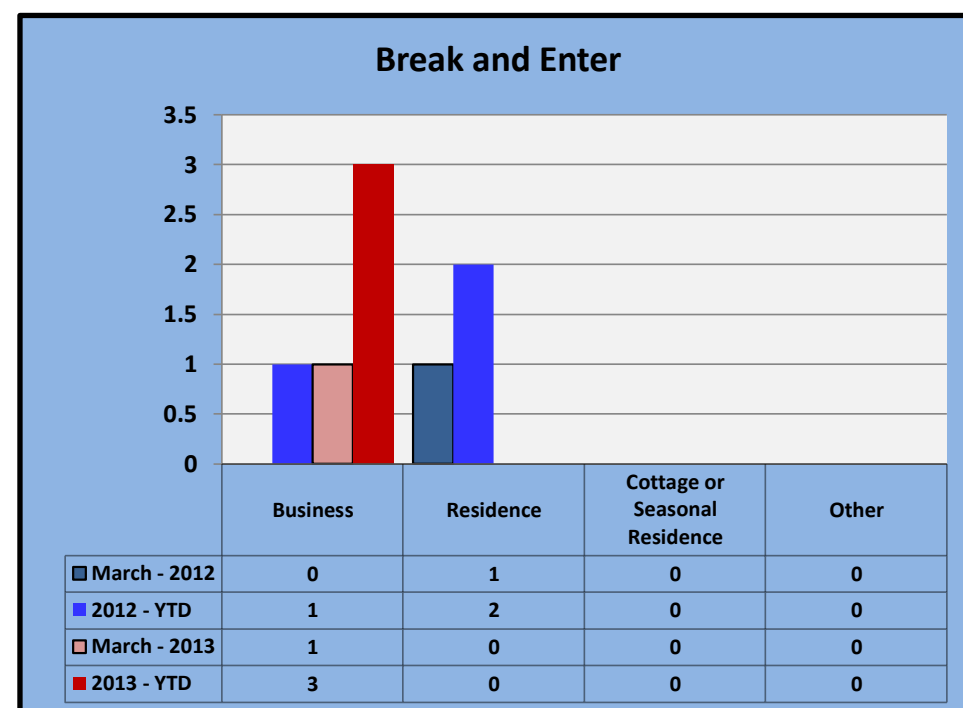
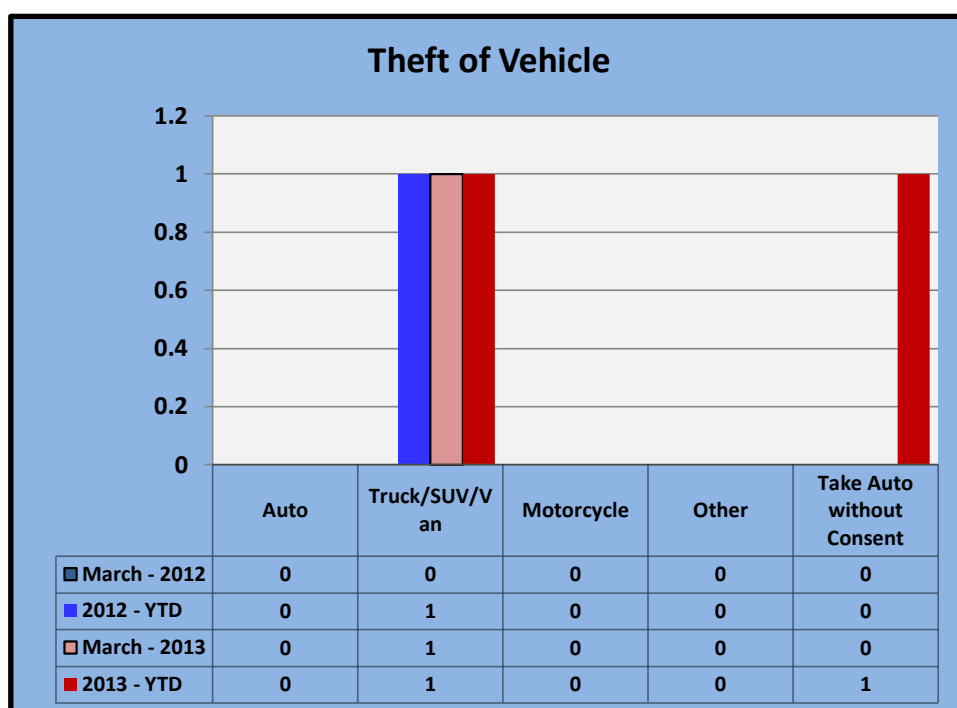
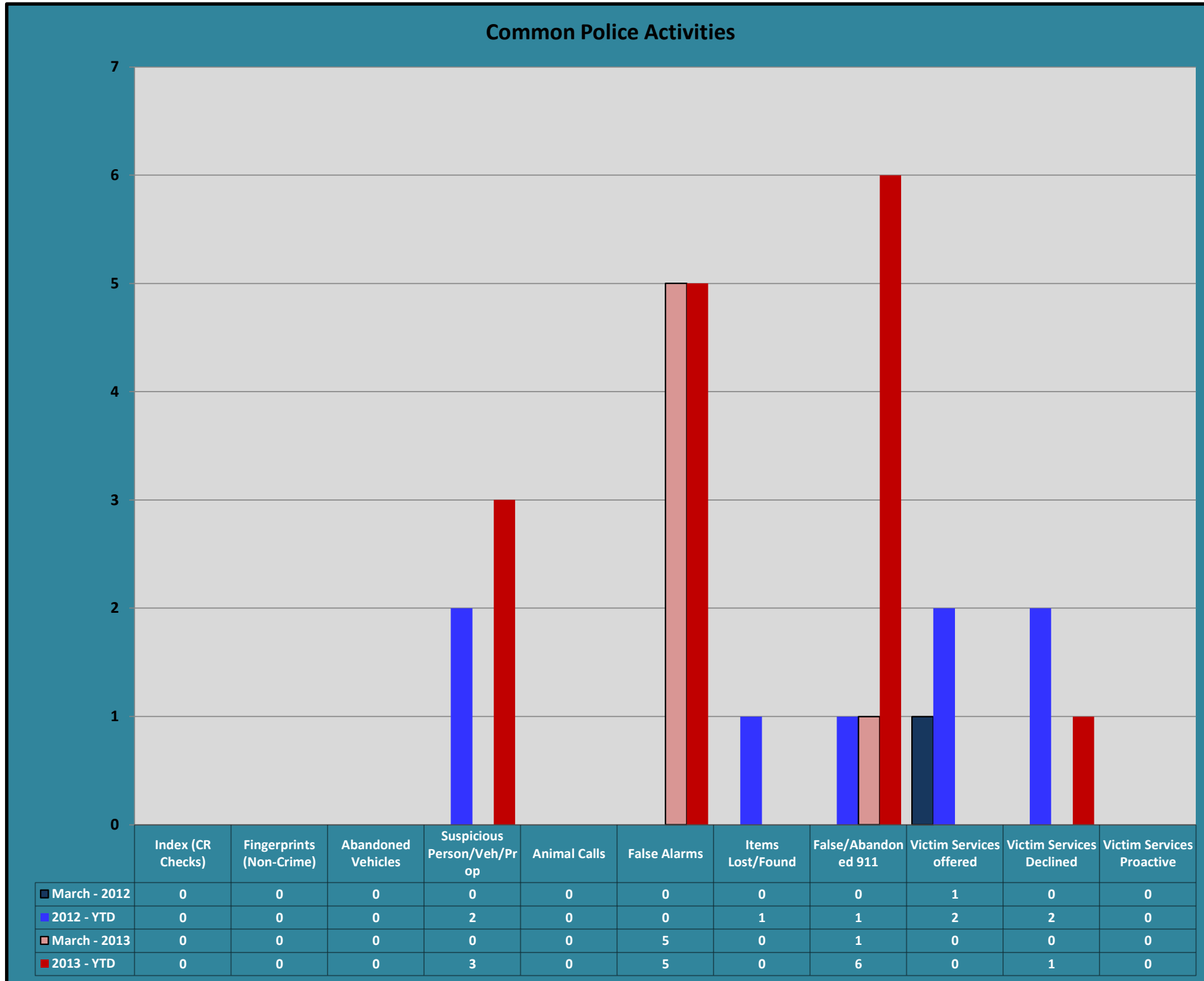
* This total also included in Theft Under \$5000.



Rocky Mountain House - Village of Caroline Provincial Detachment
 Statistical Comparison of March and Year to Date
 Year 2012 - 2013



Rocky Mountain House - Village of Caroline Provincial Detachment
 Statistical Comparison of March and Year to Date
 Year 2012 - 2013






Agenda Item

Project: Clearwater County Highway Patrol 2012 Annual Report	
Presentation Date: May 28, 2013	
Department: Community & Protective Services – Highway Patrol	Author: Terri Miller
Budget Implication: <input checked="" type="checkbox"/> N/A <input type="checkbox"/> Funded by Dept. <input type="checkbox"/> Reallocation	
Strategic Area:	Goal:
Legislative Direction: <input checked="" type="checkbox"/> None Provincial Legislation (cite) <input type="checkbox"/> County Bylaw or Policy (cite) _____	
Recommendation: Accept as information	
Background: 2012 Annual report presented for information.	

JAN - DEC 2012

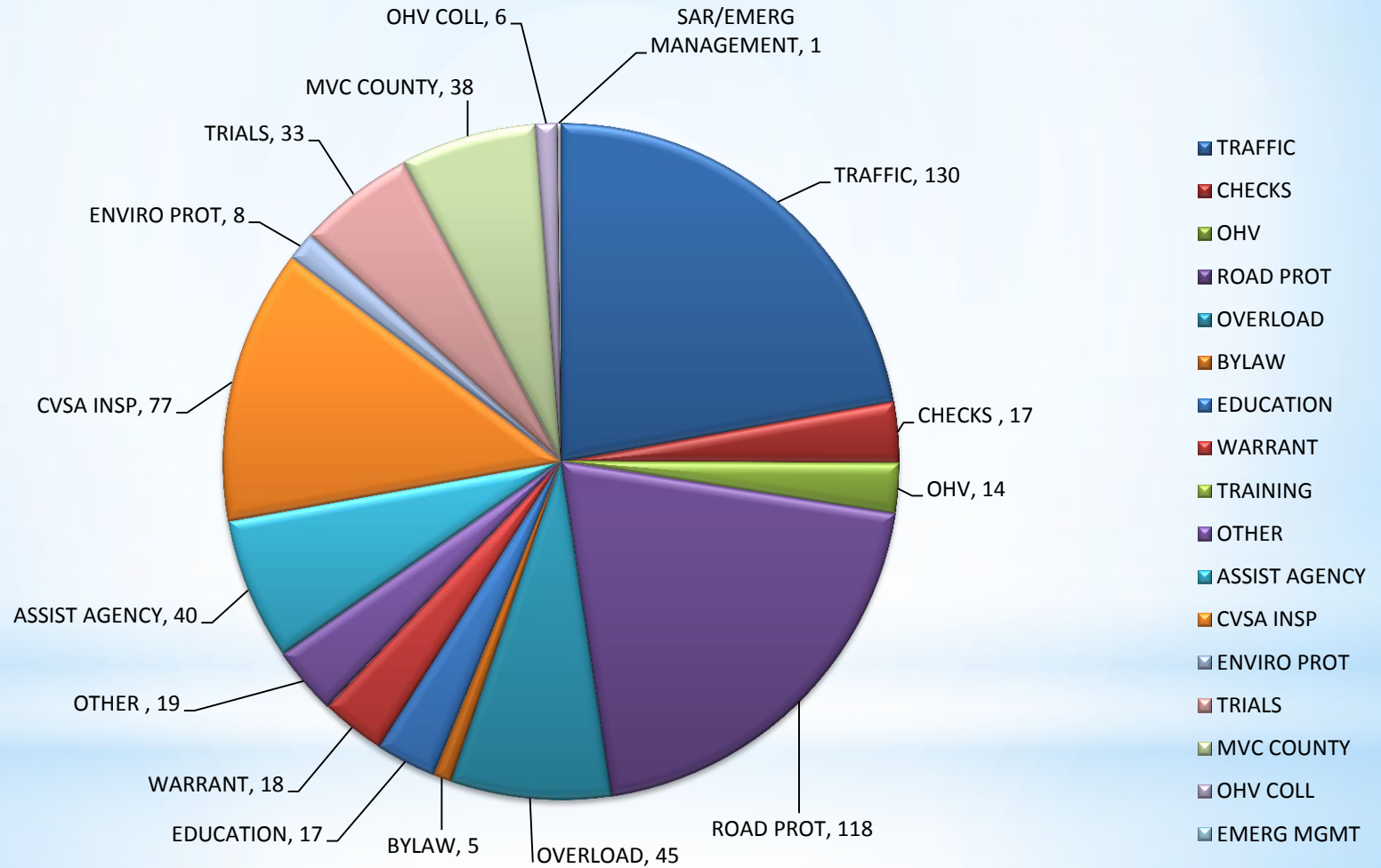
Highway Patrol Report



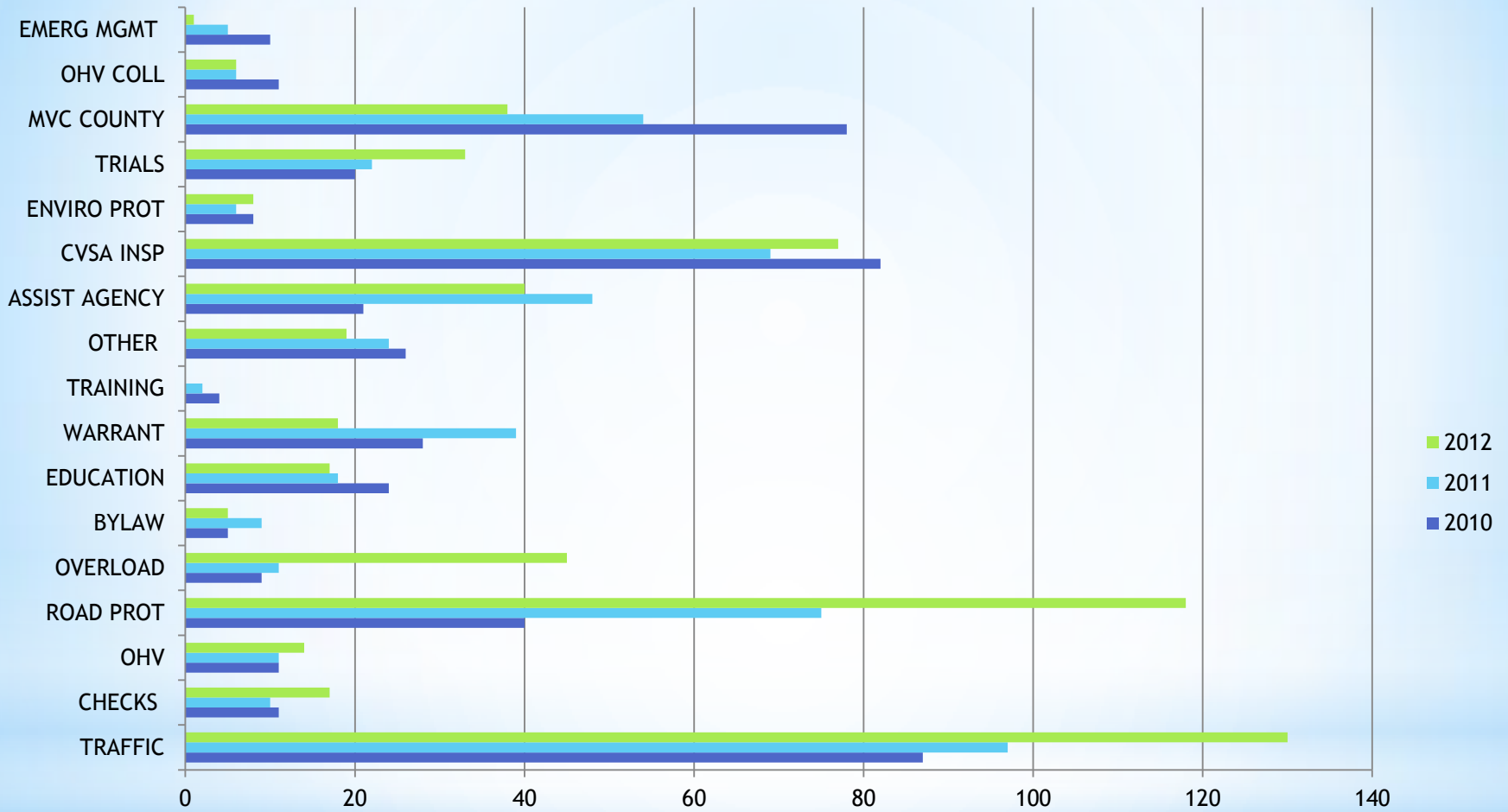
Prepared by Sgt. Terri Miller
May 14, 2013

- * Clearwater County Highway Patrol officers have been focusing on all aspects of Public safety and infrastructure protection within the County.
- * We currently employ 3 Peace Officers and 1 Admin. Support staff
- * The officers have seen an increase in the number of complaints and incidents in 2012. (586 in 2012 compared to 506 in 2011)
- * Violation ticket counts were also higher - 1146 in 2012 1123 in 2011
- * We purchased a new patrol unit and a side by side in 2012.
- * Officers have completed all required recertification as per Solicitor Generals dept.
- * Officers conducted Commercial Vehicle inspections within the County with a 42% out of service rate.
- * Safety Day - Office of Traffic Safety
- * Officers attended Town Hall meetings and CCPAC meetings during the year with very positive response from rate payers
- * May long weekend Task Force - over 650 tickets issued 128 officers in attendance
- * July Long weekend - Officers patrolled on the side by side in the Nordegg/Big Horn area and issued a number of violation tickets.
- * Peace Officer Fatality - 1st recorded in CPO history Officers attended his memorial in High River.

* Jan -Dec 2012 Files



2010 to 2012 FILE COUNT



	TRAFFIC	CHECKS	OHV	ROAD PROT	OVERLOAD	BYLAW	EDUCATION	WARRANT	TRAINING	OTHER	ASSIST AGENCY	CVSA INSP	ENVIRO PROT	TRIALS	MVC COUNTY	OHV COLL	EMERG MGMT
2012	130	17	14	118	45	5	17	18		19	40	77	8	33	38	6	1
2011	97	10	11	75	11	9	18	39	2	24	48	69	6	22	54	6	5
2010	87	11	11	40	9	5	24	28	4	26	21	82	8	20	78	11	10

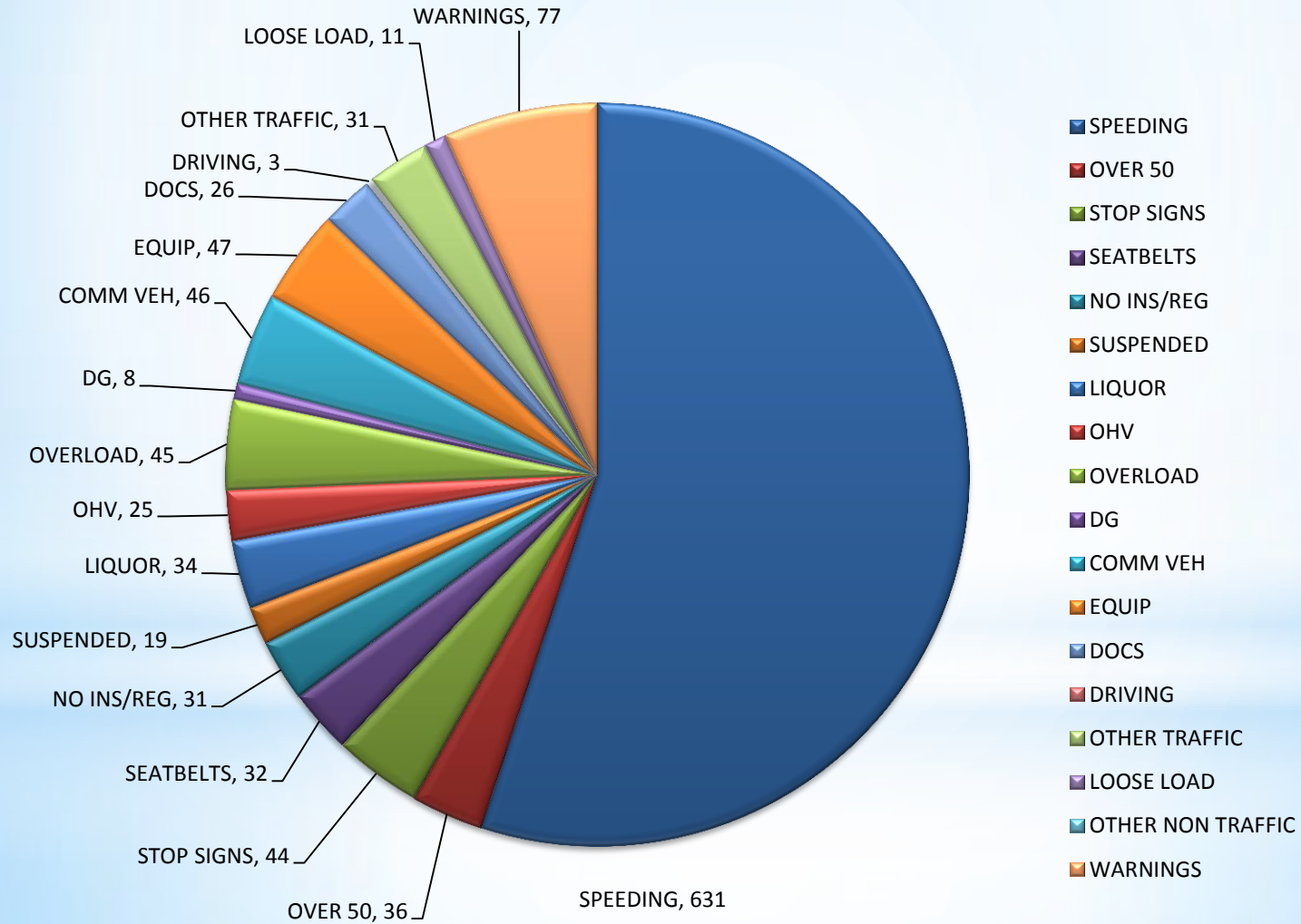


* Photos

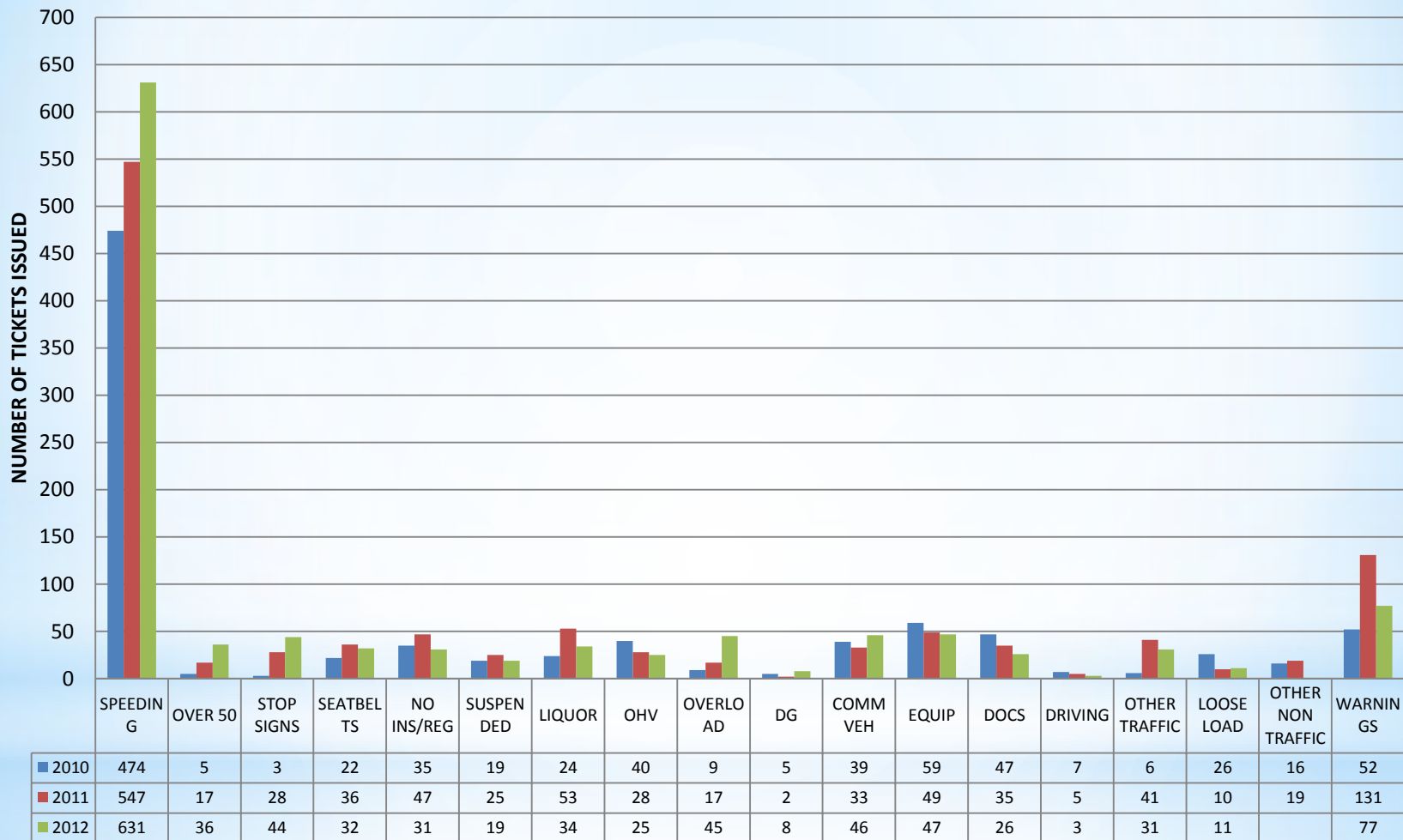




Jan - Dec 2012 Tickets ^{F2}



2010-2012 VIOLATION TICKETS ISSUED



* Summary of Jan - Dec 2012 ^{F2}

- Increase in the number of overloads on our roads. 45 in 2012 compared to 17 in 2011.
- Speeding in excess of 50 kph over the posted speed limit has increased in 2012. Increasing problem on local roads and is also very noticeable on the primary highways. High speed for 2012 - 167 in a 80 zone.
- Off Highway vehicle complaints have been a problem during 2012. With the decline in enforcement presence working in the west part of the County our officers are seeing the number of complaints growing and frustration of the people with concerns increasing.
- County Officers have been getting very positive response from residents when out on the side by side. Patrols have been done in the South Fork, 752, Nordegg and Big Horn Dam areas.

- We continue to get a large number of Industry requests for safety presentations.
- Positive Ticket program (sponsored by Rocky Credit Union) ran from May to October and was very successful
- Vandalism and partying by young people at gravel pits.
- Court Orders - 2 completed (1 cleanup & 1 abandoned house)
- Officers attending CCPAC and the Community Hall meetings. Very positive response noted from the Hall meetings. Officers were able to answer questions and address complaints from rate payers.
- Started working on Service Level Review of dept.

***Summary con't**



Illegal Oiling of roadway



No means of securement on hoe travelling down road



Peace Officer at Lazenby Funeral



House rollover that blocked County road all night, numerous violation tickets issued to driver including no insurance, suspended driving



Garbage left at James River

Pushing snow onto roads from driveway





Quad patrols - South Fork, Nordegg, Big Horn Dam, 752, Cut off Creek



Quad stuck in muskeg



Quad stopped by officers coming out of a restricted area



County Officers put out potential forest fire while on quad patrol



Agenda Item

Project: Nordegg Fire 015	
Presentation Date: May 28th, 2013	
Department: Community and Protective Services	Author: Mike Haugen
Budget Implication: <input checked="" type="checkbox"/> N/A <input type="checkbox"/> Funded by Dept. <input type="checkbox"/> Reallocation	
Strategic Area: Quality of Life	Goal:
Legislative Direction: <input checked="" type="checkbox"/> None <input type="checkbox"/> Provincial Legislation (cite) _____ <input type="checkbox"/> County Bylaw or Policy (cite) _____	
Recommendation: That Council accept this report as information	
Attachments List:	

Background:

Staff wish to provide Council with a very general report regarding Nordegg Wildfire 015. As details are still being collected, staff is only wishing to inform Council at a high level and will submit a more comprehensive report to Council via the CREMA Committee once a full debriefing has taken place.

During the event the County's Emergency Operations Centre (EOC) was active from Thursday May 9th through into last week. At various times representatives from the County; RCMP; ESRD; CRFRS and TPR were present. The Emergency Operations Centre supported the on-scene Incident Command Post responders and dealt with evacuees, media and event related issues outside of the event site. Minister Diana McQueen also visited the County's reception centre and EOC for a briefing.

During this event the County utilized various mutual aid agreements as well as the assistance of the Provincial Operations Centre (POC – the Provincial EOC). Other resources were utilized both on site and in the County EOC.

On Sunday May 12th the County issued declared a State of Local Emergency and on the recommendation of ESRD conducted an evacuation of Nordegg. Residents were



evacuated until the following Friday when the fire status was changed to “Being Held”. Staff would note that the status was changed again on the morning of Friday May 24th to “Under Control”. Upon being allowed back into the hamlet, residents were still on a two hour evacuation notice.

Also on the morning of Friday May 24th the County lifted the evacuation notice and terminated the State of Local Emergency.

At this point in time the full cost of the event is not known, nor is it known if the event will qualify for Provincial Disaster Program funding. In addition to external resources (mutual aid, hired private sector resources) there will also be staff overtime costs for all staff working the event including managers, as per past practice and direction. A full cost total will be provided to Council at a later date.

Staff will be present to expand verbally on this report and answer questions that Council may have.

The following are some pictures taken during the event:













Agenda Item

Project: Snowbird Permission – Rocky Air Show	
Presentation Date: May 28th, 2013	
Department: Community and Protective Services	Author: Mike Haugen
Budget Implication: <input checked="" type="checkbox"/> N/A <input type="checkbox"/> Funded by Dept. <input type="checkbox"/> Reallocation	
Strategic Area: Quality of Life	Goal:
Legislative Direction: <input checked="" type="checkbox"/> None <input type="checkbox"/> Provincial Legislation (cite) _____ <input type="checkbox"/> County Bylaw or Policy (cite) _____	
Recommendation: That Council provide a letter approving Snowbird activities at less than 1000 feet above ground level within Clearwater County.	
Attachments List: NA	

Background:

The Snowbirds will be in the area as part of the Rocky Air Show being held in July and the County has been asked to provide a letter or approval for the Snowbirds to operate at less than 1000 feet above ground level during their time in the area.

As a municipality, the County does not regulate air traffic as this is the jurisdiction of the Federal government. However, the Snowbirds themselves do require Council's approval to operate over communities at lower altitudes. This would include all activities such as arrival, practice, performing, media flights, etc.

Staff is recommending that Council provide the necessary letter, to be signed by Reeve Alexander.



Agenda Item

Project: Municipal Recreation/Tourism Areas Grant	
Presentation Date: May 28, 2013	
Department: Community & Protective Services	Author: Trevor Duley
Budget Implication: <input checked="" type="checkbox"/> N/A <input type="checkbox"/> Funded by Dept. <input type="checkbox"/> Reallocation	
Strategic Area: N/A	Goal: N/A
Legislative Direction: <input checked="" type="checkbox"/> None <input type="checkbox"/> Provincial Legislation (cite) <input type="checkbox"/> County Bylaw or Policy (cite) _____	
Recommendation: That Council accepts the report as information.	
Attachments List: N/A	

Background:

At their regular meeting on April 9th, Council discussed the changes that have occurred to the Municipal Recreation/Tourism Areas (MRTA) Grant as a result of decreased Provincial funding. As Council is aware, the County has typically applied for funding on behalf of three campgrounds within the County: Cow Lake, Burnstick Lake and Open Creek Dam, since the County holds the recreation leases.

Under the criteria, Cow Lake is the only campground eligible for funding in 2013, and under the new Provincial Budget, the grant amount has been reduced by 50% to \$4000. The grant program is slated to end and cease funding entirely on March 31, 2014.

Through discussions with Cow Lake Campground on the anticipated effects of these changes, it was indicated to County Staff that 90%-95% of the time since the campground utilized the grant, the typical \$8000 has been very useful for the

campground during the initial months of the camping season. Cow Lake Campground was late with their application several years ago, so they utilize funding from the previous year. Therefore, this year the campground will use the \$8000 they received in 2012 as a start-up fund for the 2013 camping season. Prior to this trend, the campground's operator would run a deficit either until camping started to pick up, or until the grant funding arrived. At this point in time, it is difficult to predict how the program's changes will affect the campground, given that the effects will not be felt for another year.

Open Creek Dam has some remaining dollars from the MR/TA Grant they will be utilizing for the upcoming camping season as well. According to the campground's operator, they have been doing well the last 5-6 years and were able to perform some renovations with the MR/TA grant in the past. Similar to Cow Lake, at this point in time it is difficult to predict what effects the loss of the grant program will have. Burnstick Lake shared the same sentiment.

Clearwater County

Councilor and Board Member Remuneration Statement

For the Year of2013.....

Name of Councilor / Board Member**Pat Alexander**.....

Payment Periods

January	February	May	June
<u>March</u>	April	July	August
September	October	November	December

Supervision Rate – \$550.00 Monthly
Reeve Supervision Rate - \$850.00 Monthly

Date	Type of Meeting Attended	First 4 Hours \$149.00	Next 4 Hours \$119.00	Next 4 Hours \$119.00	Regular Council Meeting \$271.00	Lunch \$16.00	Mileage @ \$0.54 / km
Mar 1	Chamber Awards	X					74
Mar 3	NSWA	X	X				220
Mar 7	Oil + Gas	X	X				74
Mar 8	Oil + Gas	X					74
Mar 9	Rimbey Fish+Game						
Mar 12	Council				X		74
Mar 13	WPAC Conf	X	X				190
Mar 14	WPAC Conf	X	X				245
Mar 14	Caroline Complex			X		X	
Mar 15	ERCB Sumit	X					74
Mar 18	AAMDC	X	X				197
Mar 19	AAMDC	X	X				
Mar 20	AAMDC	X					
Mar 20	NSWA		X	X		X	222
Mar 21	CGI	X					74

{more Space on Back of Page}

Remuneration Calculation

13	Meetings @ \$149.00=	1937.00	1740	Kms @ \$0.54=	939.60
10	Meetings @ \$119.00=	1190.00	2	Lunch @ \$16.00=	32.00
2	Meetings @ \$271.00=	542.00			
	Supervision=	850.00		Total=	971.60
	TOTAL=	4519.00		TOTAL=	5490.60

Signature {Councilor / Board Member}

Date	Type of Meeting Attended	First 4 Hours \$149.00	Next 4 Hours \$119.00	Next 4 Hours \$119.00	Regular Council Meeting \$271.00	Lunch \$16.00	Mileage @ \$0.54/ km
Mar 25	Joint REA+Gas	X					74
Mar 26	Council				X		74
Mar 27	CPO	X					74
Mar 27	Wetaskewin		X				

**Clearwater County
Operating
3 yr Budget**

Year to date 2013	Budget 2013	Variance 2013	% 2013
----------------------	----------------	------------------	-----------

Operating Revenue

Net municipal taxes		\$35,617,646	(\$35,617,646)	0%
Municipal taxes not levied until May.				
User fees and sales of goods	55,211	1,658,500	(1,603,289)	3%
Government transfers for operating	5,000	1,188,930	(1,183,930)	0%
Investment income	190,277	413,000	(222,723)	46%
Penalties and costs of taxes	(4,619)	75,000	(79,619)	-6%
Development levies	800	55,000	(54,200)	1%
Permits and licenses	9,170	58,600	(49,430)	16%
Oil Well Drilling Taxes	444,981	1,200,000	(755,019)	37%
Other	75,991	323,500	(247,509)	23%

Total Operating Revenue

	776,811	40,590,176	(39,813,365)	2%
--	----------------	-------------------	---------------------	-----------

**Clearwater County
Operating
3 yr Budget**

Year to date 2013	Budget 2013	Variance 2013	% 2013
----------------------	----------------	------------------	-----------

Operating Expenses by Department
Agriculture Services

ASB General	\$105,015	\$361,902	\$256,887	29%
ASB AESA	48,785	138,712	89,927	35%
ASB Vehicle & Equipment Pool	12,756	91,018	78,262	14%
ASB Vegetation Management	98,676	678,399	579,723	15%
ASB Weed & Pest Control	13,731	192,955	179,224	7%
ASB Public Relations	1,643	2,350	707	70%
	280,606	1,465,336	1,184,730	19%

Community & Protective Services

Community Services	139,107	1,335,475	1,196,368	10%
Culture	90,692	248,360	157,668	37%
Emergency Services	55,152	190,910	135,758	29%
Economic Development	87,952	851,152	763,200	10%
Peace Officers	134,235	596,947	462,712	22%
Recreation	8,000	3,908,908	3,900,908	0%
Regional Fire Services	320,979	1,324,445	1,003,466	24%
	836,117	8,456,197	7,620,080	10%

**Clearwater County
Operating
3 yr Budget**

	Year to date 2013	Budget 2013	Variance 2013	% 2013
Corporate Services				
Assessment	\$131,308	\$641,537	\$510,229	20%
Finance	98,996	406,359	307,363	24%
General	334,470	1,089,927	755,457	31%
Human Resources	2,762	141,621	138,859	2%
Legislative	93,177	475,317	382,140	20%
Technology & Information Management Services	225,827	754,510	528,683	30%
	886,540	3,509,271	2,622,731	25%
Planning & Nordegg				
Planning	175,489	773,043	597,554	23%
Nordegg	27,431	172,297	144,866	16%
Nordegg Historic Society.	40,729	179,198	138,469	23%
	243,649	1,124,538	880,889	22%
PUBLIC WORKS				
General	230,438	766,350	535,912	30%
Facilities	133,135	665,878	532,743	20%
Gravel Activities	1,119,102	2,132,450	1,013,348	52%
GIS Mapping	43,848	198,900	155,052	22%
Road Maintenance	491,437	3,222,649	2,731,212	15%
Safety	34,533	126,891	92,358	27%
PW Shop	100,869	384,330	283,461	26%
Vehicles & Equipment	804,938	3,222,235	2,417,297	25%
Water & Sewer	18,966	297,999	279,033	6%
	2,977,266	11,017,682	8,040,416	27%

**Clearwater County
Operating
3 yr Budget**

	Year to date 2013	Budget 2013	Variance 2013	% 2013
Contingency		\$729,511	\$729,511	0%
Total Operating Expenses	5,224,178	26,302,535	21,078,357	20%
Excess of Revenue over Expenses	(4,447,367)	14,287,641	(18,735,008)	-31%