



Clearwater County

Regular Council Meeting - 08 Oct 2019

Agenda

9:00 AM - Tuesday, October 8, 2019

Council Chambers, 4340 – 47 Avenue, Rocky Mountain House, AB

Our Vision: Community, prosperity and natural beauty - connected.

Our Mission: Through proactive municipal leadership, we will invest innovatively to generate and support economic and population growth, to position Clearwater County for a sustainable, prosperous future.

	Page
1. CALL TO ORDER	
2. ADOPTION OF AGENDA	
3. ADOPTION OF MINUTES	
3.1. DRAFT 09.24.2019 Minutes	3 - 10
4. DELEGATION/PRESENTATION	
4.1. 9:00 am Residents' Concerns with Range Road 7-3A (River Road) - Jackie Janes and Lois Rollier - Pdf	11 - 29
4.2. 10:30 am Alberta First Responder Radio Communications System (AFRRCS) - Pdf	30
5. AGRICULTURE & COMMUNITY SERVICES	
5.1. Parkland Regional Library (PRL) 2020 Proposed Budget - Pdf	31 - 54
6. CORPORATE SERVICES	
6.1. Recovery of Taxes - Pdf	55 - 56
6.2. Tax Collection Statistics for Council Information - Pdf	57
6.3. Shallow Gas Tax Relief Initiative Program Resolution - Pdf	58 - 64
7. PLANNING & DEVELOPMENT	
7.1. Comprehensive Community Profile - Pdf	65 - 144
8. OFFICE OF THE CAO	
8.1. Council Committee Appointments List - Pdf	145 - 151
9. REPORTS	
9.1. CAO Report 10.08.2019	152 - 153
9.2. PW Report 10.08.2019	154 - 157
9.3. Councillor Reports	
9.4. Councillor Remuneration August - September 2019	158 - 166
10. CLOSED SESSION*	

* For discussions relating to and in accordance with: a) the Municipal Government Act, Section 197 (2) and b) the Freedom of Information and

Protection of Privacy Act

10.1. Connect to Innovate Funding Update - Third Party Interest; FOIP s. 16 -
Disclosure Harmful to Business Interests of a Third Party

11. ADJOURNMENT

Minutes of a Regular Council Meeting of Clearwater County, Province of Alberta, held September 24, 2019, in the Clearwater County Council Chambers in Rocky Mountain House.

1. CALL TO ORDER:

The Meeting was called to order at 9:00 am by Reeve Duncan with the following in attendance:

Reeve
Councillors

Jim Duncan
John Vandermeer
Cammie Laird
Daryl Loughheed
Michelle Swanson
Tim Hoven
Theresa Laing

Staff:
CAO
Recording Secretary
Director, Agriculture &
Community Services
Director, Corporate Services
Director, Public Works Infrastructure
Director, Public Works Operations
Systems Administrator
Communications Coordinator
Administrative Assistant
Director, Emergency &
Legislative Services
Manager, Finance
Regional Fire Chief

Rick Emmons
Tracy Haight

Matt Martinson
Murray Hagan
Erik Hansen
Kurt Magnus
Mike Bell
Djurdjica Tutic
Allanah McLean

Christine Heggart
Rhonda Serhan
Steve Debienne

Media:

Adam Ophus
Dianne Spoor

2. AGENDA ADOPTION:

“Clearwater Trails Initiative – Additional Named Insured’ was added to the agenda as Item 5.2.

COUNCILLOR LAIRD:

That the September 24, 2019 Regular Meeting Agenda is adopted as amended.

364/19

CARRIED 7/0

3. ADOPTION OF MINUTES:

3.1 September 10, 2019 Regular Meeting of Council Minutes

COUNCILLOR SWANSON:

That the Minutes of the September 10, 2019, Regular Meeting are adopted as presented.

365/19

CARRIED 7/0

3.2 September 10, 2019 Public Hearing Minutes – Bylaw 1070/19

COUNCILLOR LAING: That the Minutes of the September 10, 2019, Public Hearing regarding Bylaw 1070/19 are adopted as presented.

366/19

CARRIED 7/0

**4. AGRICULTURE &
COMMUNITY
SERVICES:**

4.1 Post Secondary Scholarship Policy

M. Martinson presented draft revisions to the 'Clearwater County Post-Secondary Scholarship Program' policy.

Discussion followed on and it was noted to further amend the policy to show a total award value of \$5000 and include a \$1000 scholarship for a home school graduate.

Discussion took place on councillors' availability to attend this year's scheduled high school awards ceremonies.

COUNCILLOR HOVEN: That Council directs Administration to further revise the 'Clearwater County Post-Secondary Scholarship Program' policy to increase the award value to \$5000 and include a \$1000 scholarship for a home-schooled graduate.

367/19

CARRIED 7/0

COUNCILLOR VANDERMEER: That Council appoints Councillors to attend 2019 high school awards ceremonies as follows: Councillor Vandermeer at Caroline School on September 20; Councillor Lougheed at David Thompson High School on October 11; Councillor Laing at St. Dominic High School on October 11; and Councillor Duncan at West Central High School on October 11.

368/18

CARRIED 7/0

**5. CORPORATE
SERVICES:**

5.1 2019 Tax Collection Statistics for Council Information

R. Serhan provided an update on collection of property taxes to date for 2019 and reviewed total amounts outstanding, including penalties, as of September 17, and total amounts to be collected through the Tax Installment Payment Plan by end of December 2019.

M. Hagan responded to question and explained the TIPP program and how it affects the budgeting process.

COUNCILLOR SWANSON: That Council receives the '2019 Tax Collection Statistics' for information as presented.

369/19

CARRIED 7/0

5.2 Clearwater Trails Initiative – Additional Named Insured

R. Serhan asked that Council consider approving Clearwater Trails Initiative (CTI) Society as an Additional Named Insured on the County's liability policy.

CTI received grant funding from Forest Resource Improvement Association of Alberta (FRIAA) for a trail project and the agency requires proof of insurance prior to disbursing funds.

COUNCILLOR VANDERMEER: That Council approves Clearwater Trails Initiative Society as an Additional Named Insured on Clearwater County's liability insurance policy and; directs Administration to draft amendments to Clearwater County's Community Hall and Community Group Insurance policy for Council's approval.

370/19

CARRIED 7/0

6. PUBLIC WORKS:

6.1 Town of Rocky Mountain House Lagoon Summary Report, September 2019

The Town of Rocky Mountain House submitted the 'Lagoon Summary Report – September 2019' for review, as per the agreement between the Town and Clearwater County. The report summarizes lagoon operations, compliance, usage and capacity from June – August 2019, confirms the water and wastewater infrastructure reserve fund for capital improvements is \$1,968,995.00 as of 2018 year-end and, confirms the Town has not received any non-compliance notices. The report also notes that 'Lagoon Reserve Fund specifically will be provided once available.'

K. Magnus reported on volumes for 'Septage Receiving Station' usage and provided additional information on the Lagoon Desludging program.

COUNCILLOR HOVEN: That Council receives the Town of Rocky Mountain House 'Lagoon Summary Report – September 2019' for information as presented.

371/19

CARRIED 7/0

6.2 Township Road 39-0 (Speight Road) Base Pave Project

E. Hansen summarized the Strategic Planning Council Committee of the Whole's recommendations to reallocate \$60,000 from the Range Road 7-3 (River Road) project to the Township Road 39-0 (Speight Road) project for design and tender development in preparation for potential paving in 2021.

Discussion took place on residents' concerns with the condition of River Road and issues to consider when determining project timelines and budget for paving the road, as follows:

- costs for road alignment dependent on required intersectional treatment determined by Alberta Transportation;
- purchase cost for road allowances are currently unknown;
- cost of additional work required for base pavement readiness;

Discussion followed on possible short-term solutions to improve River Road conditions while waiting for provincial requirements for an intersectional treatment.

Discussion took place on the impact each project would have on current and future years budget based on projected timelines for project completion. It was noted that there is opportunity to review estimated project costs during 2020 Budget Discussions scheduled for December 2019.

COUNCILLOR LAING: That Council reallocates \$60,000 from the 2019 Capital Budget for the Range Road 7-3 (River Road) Project to the North Saskatchewan River Park Reserve.

372/19

CARRIED 7/0

COUNCILLOR LOUGHEED: That Council reallocates \$60,000 to the 2019 Capital Budget for the Township Road 39-0 (Speight Road) Project from Contingency.

373/19

CARRIED 7/0

RECESS: Reeve Duncan recessed the meeting at 9:55 am.

CALL TO ORDER: Reeve Duncan called the meeting to order at 10:06 am.

**7. EMERGENCY &
LEGISLATIVE
SERVICES:**

7.1 Clearwater Regional Fire Rescue Services (CRFRS) Obsolete Policy Clean-Up

C. Heggart presented a list of Clearwater Regional Fire Rescue Service's policies, adopted by the three regional partners (Town of Rocky Mountain House, Village of Caroline and Clearwater County) that are rendered obsolete as they are actually administrative in nature and should be considered as procedure or 'standard operating guidelines'.

Discussion took place on the following:

- which policies are to be considered governance policies versus administrative procedures;

- timing of the policy review considering that the partners are entering mediation; and,
- benefits of a comprehensive review of the proposed obsolete policies at a Council Workshop.

COUNCILLOR LAIRD: That Council tables review of the proposed obsolete Clearwater Regional Fire Rescue Service policies pending the completion of a Council Workshop and results of Town of Rocky Mountain House/Village of Caroline/Clearwater County Mediation.

374/19 CARRIED 6/1

7.2 DRAFT Fire Rescue Services and Fire Control Bylaw #1069/19

C. Heggart reviewed revisions to the draft Clearwater Regional Fire Rescue Services and Fire Control Bylaw 1069/19, as previously discussed at Council's July 23, 2019 Regular Meeting.

Discussion followed and further revisions were recommended.

COUNCILLOR LAIRD: That Council directs Administration to amend the draft Fire Rescue Services and Fire Control Bylaw 1069/19 and present to Council for consideration of First Reading.

375/19 CARRIED 7/0

7.3 Request for Secorder on Central Rural Municipalities of Alberta Resolutions

C. Heggart reviewed proposed resolutions from Mountain View County, 'GST Audit Review' and Wheatland County, 'Opportunity for Improvement in FCM Representation of Rural Issues and Western Perspectives'.

Both counties asks that Clearwater County endorses their resolutions before submitting for debate and voting at the Central District 2 RMA meeting on October 4.

COUNCILLOR SWANSON: That Council seconds Mountain View County's, 'GST Audit Review' proposed resolution and Wheatland County's, 'Opportunity for Improvement in FCM Representation of Rural Issues and Western Perspectives' proposed resolution.

376/19 CARRIED 7/0

**8. OFFICE OF
THE CAO:**

8.1 Village of Caroline's Request

R. Emmons presented a letter from the Village of Caroline's Chief Administrative Officer informing Clearwater County of a motion passed by Village of Caroline Council ' to request Clearwater County retract its Notice of Termination of the Regional Fire Agreement and to enter into reasonable negotiations with the Partners to resolve the dispute in good faith as per the Regional Fire Agreement and the Stronger Together Agreement.'

Discussion followed and it was noted that since Council committed to mediation with municipal partners at the request of Town of Rocky Mountain House, it is Council's desire to enter into negotiations to restructure the Regional Fire Agreement during the mediation process.

COUNCILLOR VANDERMEER: That Council directs Administration to send a letter to Village of Caroline in response to the request.

377/19

CARRIED 7/0

9. REPORTS:

9.1 CAO's Report

Discussion took place on the September 24, 2019, CAO's Report as submitted.

Discussion took place on councillor appointments to boards and committees.

COUNCILLOR SWANSON: That Council reviews councillor appointments to boards and committees at the October 8, 2019 Regular Meeting.

378/19

CARRIED 7/0

9.2. Public Works Report

Discussion took place on the September 24, 2019 Public Works Report, as submitted.

9.3 Councillor Reports

Councillors Laird, Lougheed, Vandermeer and Swanson reported on meetings and events they attended on behalf of Clearwater County from September 10 to September 23, 2019.

R. Emmons responded to questions and noted the Nordegg Open House on Bylaw 1070/19 is planned to take place mid to end of November.

9.4 Councillor Remuneration

COUNCILLOR LOUGHEED: That Council receives the CAO's Report, Public Works Report, Councillor Reports and Councillor Remuneration for information as presented.

379/19

CARRIED 7/0

RECESS: Reeve Duncan recessed the meeting at 12:18 pm.

CALL TO ORDER: Reeve Duncan called the meeting to order at 1:00 pm

**CLOSED
SESSION:**

COUNCILLOR VANDERMEER: That Council approves meeting as a Committee of the Whole in a closed session, in accordance with Section 197(2) of the Municipal Government Act; and Section 197 of the Freedom of Information and Protection of Privacy Act (FOIP), to discuss the following items:
10.1 Connect to innovate Funding - Third Party Interest; FOIP s.16 - Disclosure Harmful to Business Interests of a Third Party; 10.2 DRAFT Broadband Request for Qualifications; FOIP s.16 - Disclosure Harmful to Business Interests of a Third Party; and, 10.3 Land; FOIP s.24 - Advice from Officials at 1:00 pm.

380/19

CARRIED 7/0

Pursuant to Section 197(6) of the Municipal Government Act, the following representatives were in attendance in the closed session discussion on 10.1 Connect to innovate Funding - Third Party Interest; FOIP s.16 - Disclosure Harmful to Business Interests of a Third Party; and, 10.2 DRAFT Broadband Request for Qualifications; FOIP s.16 - Disclosure Harmful to Business Interests of a Third Party:

Jennifer Massig, Principal, MAGNA Engineering Services Inc. and, Chris Fields, Principal, Rynic Organization.

Pursuant to Section 197(6) of the Municipal Government Act, the following members of Administration were in attendance in the closed session discussion on 10.1 Connect to innovate Funding - Third Party Interest; FOIP s.16 - Disclosure Harmful to Business Interests of a Third Party and, 10.2 DRAFT Broadband Request for Qualifications; FOIP s.16 - Disclosure Harmful to Business Interests of a Third Party:

R. Emmons (Advice), M. Hagan (Advice), E. Hansen, (Advice) and T. Haight (Clerk).

Pursuant to Section 197(6) of the Municipal Government Act, the following Members of Administration were in attendance in the closed session discussion on 10.3 Land; FOIP s.24 - Advice from Officials:

R. Emmons (Advice), M. Hagan (Advice), E. Hansen, (Advice), C. Heggart, S. Debienne, and T. Haight (Clerk).

COUNCILLOR SWANSON: That Council reverts the meeting to an open session at 4:35 pm.

381/19

CARRIED 7/0

COUNCILLOR LOUGHEED: That Council extends the September 24 meeting past 4:00 pm.

382/19

CARRIED 7/0

RECESS: Reeve Duncan recessed the meeting at 4:35 pm.

CALL TO ORDER: Reeve Duncan called the meeting to order 4:40 pm.

COUNCILLOR SWANSON: That Council directs Administration to move forward on land purchase negotiations.

383/19

CARRIED 7/0

COUNCILLOR VANDERMEER: That Council directs Administration to proceed with the acquisition of Connect To Innovate Grant funding.

384/19

CARRIED 6/1

ADJOURNMENT:

COUNCILLOR LAIRD: That the Meeting adjourns at 4:43 pm.

385/19

CARRIED 7/0

REEVE

CHIEF ADMINISTRATIVE OFFICER



Agenda Item Report

Regular Council Meeting

AIR Type:	Delegation
SUBJECT:	9:00 am Residents' Concerns with Range Road 7-3A (River Road) - Jackie Janes and Lois Rollier
PRESENTATION DATE:	Tuesday, October 8, 2019
DEPARTMENT: WRITTEN BY: REVIEWED BY:	Tracy Haight Rick Emmons, CAO
BUDGET CONSIDERATIONS:	<input checked="" type="checkbox"/> N/A <input type="checkbox"/> Funded by Dept <input type="checkbox"/> Reallocation
LEGISLATIVE DIRECTION:	<input checked="" type="checkbox"/> None <input type="checkbox"/> Provincial Legislation <input type="checkbox"/> County Bylaw or Policy
COMMUNITY BUILDING PILLAR (check all that apply):	
<input type="checkbox"/> Economic Prosperity <input type="checkbox"/> Governance Leadership <input checked="" type="checkbox"/> Fiscal Responsibilities <input type="checkbox"/> Environmental Stewardship <input type="checkbox"/> Community Social Growth	
ATTACHMENTS:	
1 - Paving of Range Road 73A 2 - Google Maps of Highway 11 to 11A 3- MgCl and Mud Mixture on Grey Shale 4 - Jackie's car - 80% of the Time 5 - Satellite of North (11A) Entrance 6 - Diagram of Highway 11 Intersection 7 - Letters of Request Support from Residents	

STAFF RECOMMENDATION:

That Council receives Residents' Concerns with Range Road 7-3A (River Road) for information as presented.

BACKGROUND:

Jackie Janes and Lois Rollier, representatives of residents living along Range Road 7-3A (River Road), will attend Council to present letters of support and requests to pave River Road.

Paving of Range Road 73A
Presented by Jackie Janes and Lois Rollier
October 8, 2019

We are here to present the condition of and need for paving of Range Road 73A, otherwise known as River Road.

Since the Town has acquired the land for North Saskatchewan River Park the county has been mitigating dust issues with magnesium chloride. Initially, we were very happy with the MgCl, since the dust had been so intense that we considered it a safety concern. Now, although it eliminates the dust, magnesium chloride has unfortunately built up on the road and created a costly and dangerous issue to the people who live and travel on River Road.

- It is corrosive to vehicles
- It ruins garage flooring
- MgCl is super-slippery when it becomes wet

Safety is also an issue on River Road because

- The grading and gravelling that is done on the road is gone within a few days
- We have huge potholes and lots of washboard
- We also have two blind corners on the River Road

We need pavement on River Road because we now have increased traffic because of

- The activities going on at NSRP, the campground and the river
- Significantly more residences on this road than previous years

Highway 11 North entrance is known to be an unacceptable route because

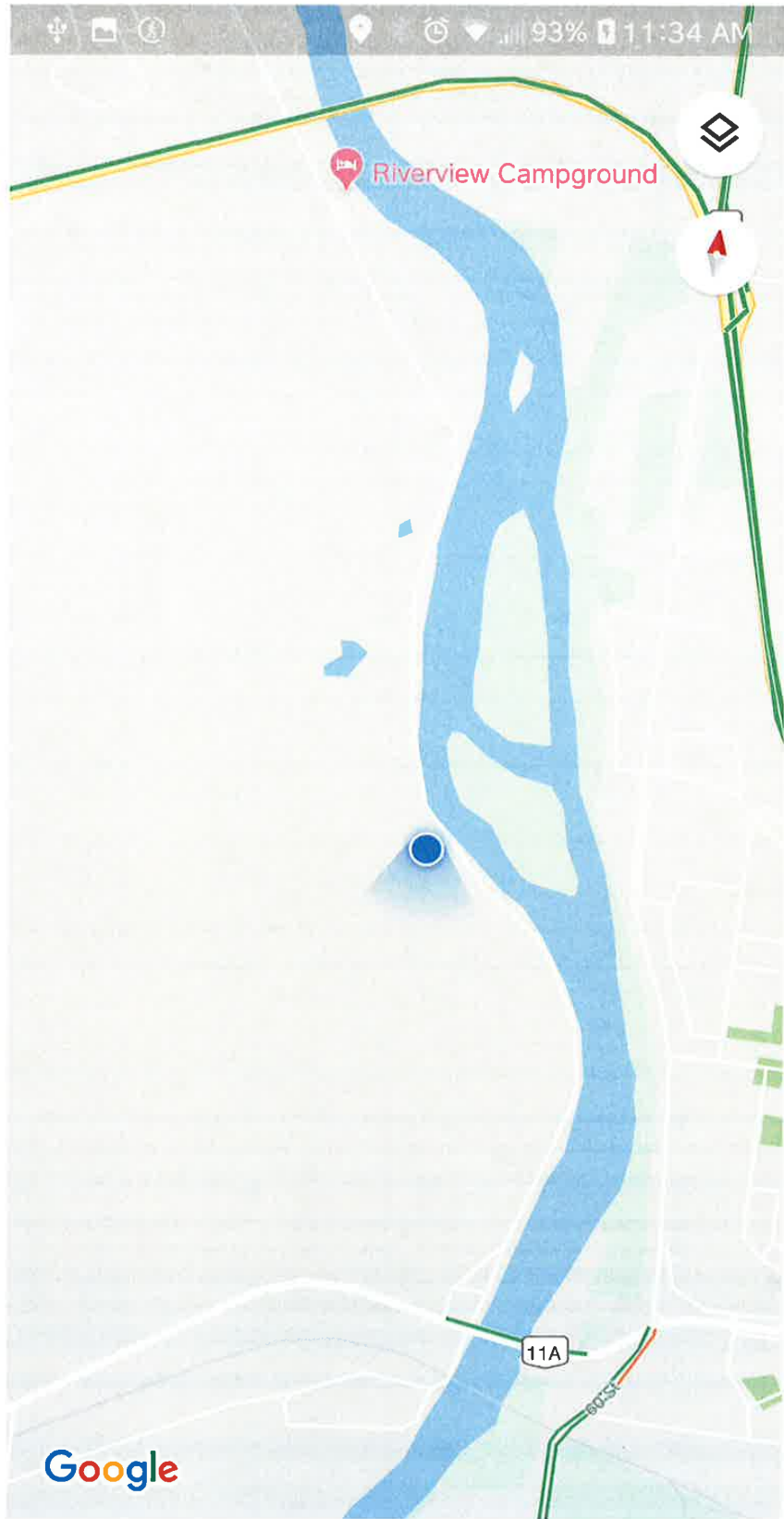
- It is very busy, especially to turn onto River Road from the East
- There is a big, blind hill on the West Side on Highway 11
- There is no right side passing lane on the North side of Highway 11 corner.
- There are lots of semi trucks heading both ways - the first one behind you may see you are turning, but do the others behind that one see you?

People in the county and town want more activities to happen at the NSRP. River Road is already busy as it is the first North-South road on the West of town limits and an alternate thoroughfare. Turning on to and off of River Road is significantly safer from Highway 11A than Highway 11. Ultimately, we need a new plan for River Road. It must become safer. We need pavement.


What is your criteria for paving a county road?

What is your plan is for this road?

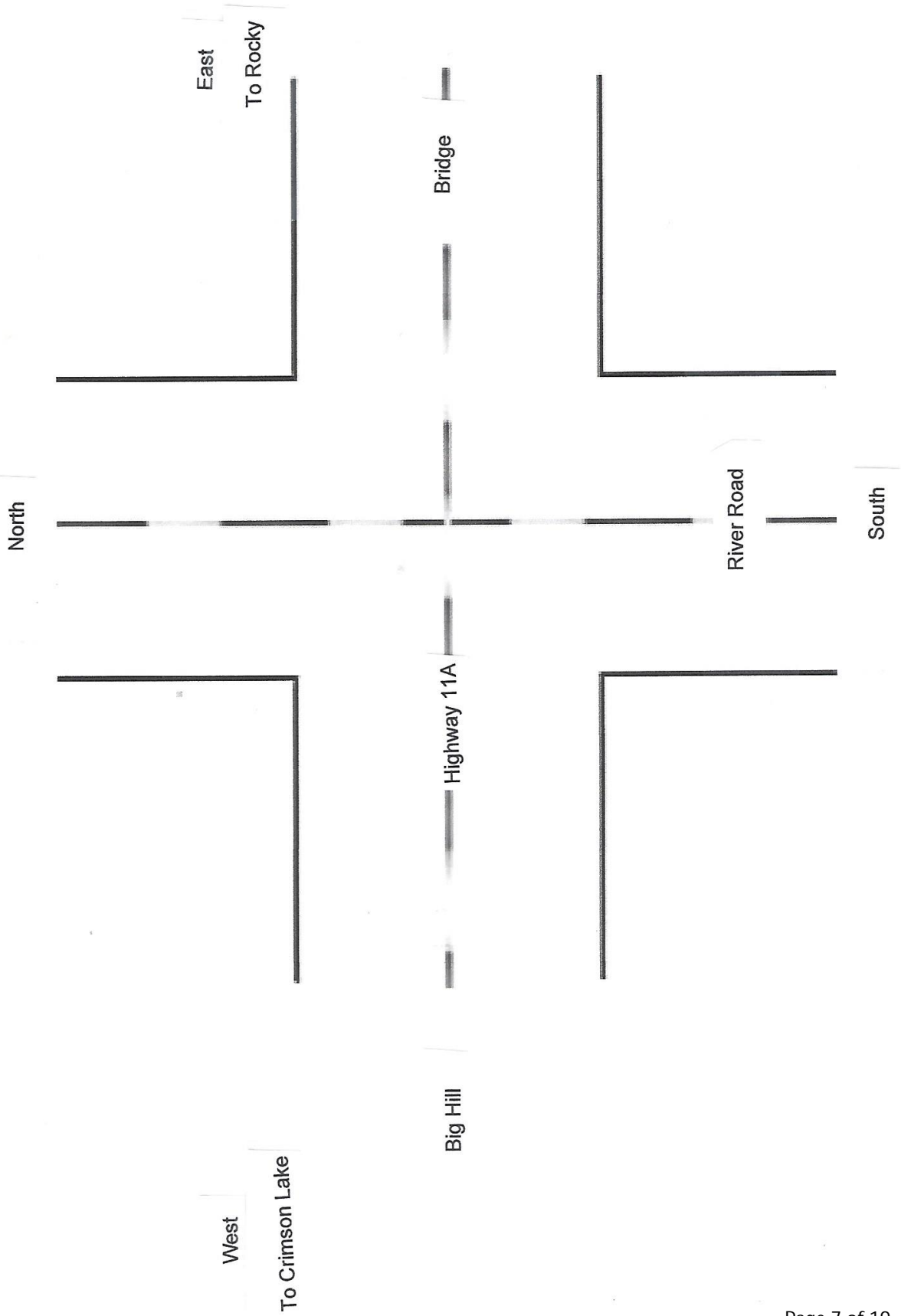
When can we expect pavement?











Clearwater Country
Box 4340 – 47 Avenue
Box 550
Rocky Mountain House, AB
T4T 1A4

September 14, 2019

Dear Council Members:

Re: Range Road 73A request for paving

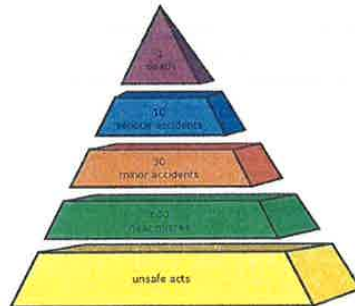
We are writing this letter in support of paving Range Road 73A. My family and I have been living on Riverside Drive, off range road 73A for 13 years now. We are pleading the case to have Range Road 73A paved for some very obvious reasons. The current condition, and state of Range Road 73A, is not an option to use as a main route.

One major supporting reason to have an alternative route is with how many near miss events we have experienced when having to turn off Highway 11 heading south along 73A to our residence in the Speight Subdivision. If you can visualize trying to turn south off Highway 11 onto 73A, with an incredible traffic volume coming from both westbound off the North Saskatchewan Bridge and eastbound Highway 11 traffic coming from all points west. Traffic on this road has grown in intense volumes.

A key point of safety for this intersection reveals two major concerns:

1. Traffic coming from the east on highway 11 Heading west after the bridge is a major bottleneck. As residents who access 73A off highway 11 the traffic behind you, many motorists pass illegally on the right-hand shoulder at the intersection. I fear for both myself and my family's safety every time we come to this approach. Vehicles passing at an intersection on the shoulder doing 100 to 110 km/hour nearly missing vehicles turning south onto 73A.
2. The continuous flow of traffic heading east, coming down a blind hill from the west to the entrance of the intersection followed by the bridge that does not allow any escape route whatsoever.

Having a background in and professional training with hazard identification, incident and accident investigation I can assure you that if a proper risk based assessment was done here, it would show a very high risk rating. And given the statistics of how much industry west of Rocky has increased, how much increased traffic has grown from recreational tourism as well as how much the base population has grown west of Rocky, it is next to impossible to enter onto Highway 11 going either east or west off of 73A on a weekend, and especially on a long weekend. This is a disaster that is going to happen.



Looking at Heinrich's safety model that for every 600 near misses that happen we will experience 30 minor accidents, 10 serious accidents and one death. We have had accidents at this intersection and are headed for the inevitable top of the pyramid event.

So what would the options be to minimize the risk? Obviously an alternative preferred access would be very viable alternative. Given this proposal being put forward, if the access along the river road was an acceptable route, and one that offers a safe alternative, our family would primarily use that route. Increased traffic under the current condition of the river road is not a viable alternative with the road being extremely muddy, dusty or very rough, this does not offer the preferred route. It would not be fair to residents along this route for the majority of the traffic to go by their homes creating dust concerns for them as well.

Further, and in support of a risk analysis, winter conditions along the apron and trying to enter onto Highway 11 is also an extreme safety concern. When snow conditions occur, prior to plowing or grading the apron coming from the south side of Highway 11 and 73A is extremely difficult for vehicles to enter onto Highway 11. Ice and snow build up are always prevalent, traffic coming down the hill from the west again being so intense, and traveling at 100 km/h or more is a problem for vehicles entering the highway, trying to get up to highway speed when the apron and highway do not offer good traction. At best if you do not have an AWD or 4WD vehicle engaged, you are not going to make a safe entrance onto Highway 11 turning east or even worst trying to turn west. Turning west is next to impossible and very dangerous as well.

With this being said we are pleading along with all other residents who live along 73A to have this road paved to give our families a safe and viable option vs having to enter Highway 11.

Sincerely, Reg and Karen Beck and family.

To Whom this may regard:

I (Lace Soppit) and my significant other, David Coghill, reside on Range Road 73A. The motion to pave the gravel/dirt Range road is a motion we strongly support. With all the issues Jackie has brought up to you, we couldn't agree more that this road needs to be paved. With higher traffic the last couple summers due to the Rodeo ground events, the road gets destroyed quickly. This leaves "local traffic" with unsafe driving conditions. If the road was paved that would change the risk factor of driving that road to town. We normally drive north and turn on highway 11, but with the large semi trucks "flying" on the highway to town it is a scary situation. We have had more then one "close call" with turning onto the down hill (hwy 11) where vehicles do not slow down. When we do take 73A to town it is dangerous when the wash board and slippery roads are presented. The risk of hitting the ditch or a running guard are high unless you drive below the slow speed limit, but when driving very slow you risk getting stuck in the built up clay. Paving the road would help with our overall driving safety, as well as accommodate all the new traffic to the events the rodeo grounds have been hosting.

Thank you for your time.
Lace Soppit & David Coghill

Ed Pichota

Rocky Mountain House, Alberta

T4T 1A7

Attention: Theresa Laing (Division 5 Councilor)

Recently I phoned you about the terrible condition of our road (Range Road 7-3A). This road has continued to deteriorate progressively since Diamond J industries shut down their gravel operation to make way for the rodeo grounds or North Saskatchewan River Park. Diamond J used to ensure maintenance was carried out on a regular basis. When the Rodeo grounds were proposed we were told that the road would be paved. After the rodeo grounds were in place the excuses started, a legal fight with Diamond J, Proposed re-alignment changes, town's financial situation and on and on. I couldn't get no- where with previous councilor Bob Bryant so when you showed up I happily voted for you and think you are trying to get our road paved but have a lot of stumbling blocks on your way. This road which is the historic Crimson lake Road the only access to the Sunchild/O'chaise until Highway 11 was upgraded in the late 70's. The O'chaise road was upgraded in the late 80's and still had fords on a couple creeks at that time. That road also needs to be paved with the number of people living on both reserves. We have put up with the terrible conditions for a number of years hoping the promise of getting it paved would someday happen but the excuses just keep coming. We also are not in favour of the Calcium Chloride you are using for Dust control. I think it was total justice the previous year when I had to drive through a freshly laid application of this corrosive chemical when I was going to get chemical at the County Agricultural Services office and saw one of your trucks pull in right behind me also covered with this horrible chemical. I phoned Kurt Magnus as you instructed me to do and was again told about all the reasons things weren't happening. When I told him that just dumping some gravel without first re-building the crown on the road, he questioned my qualifications to propose such a thing. I told him 34 years working for the Alberta Forest Service and then 10 years as a consultant working on Oilfield sites and roads after I retired. I also hope that when you finally decide to upgrade this road you don't disturb the vegetation between the road and the North Saskatchewan River. This is a delicate Ecosystem that needs to be protected. At one time the town was talking about building a campground along the river. I hope this idea has been totally abandoned. It would disturb an environmentally sensitive area and accomplish nothing. Kurt and you also mentioned a problem with the entrance to our road off of Highway 11A. Since I have lived here since 1985 I do not remember any accidents at this intersection. There seems to be no problem with this intersection with the road in a terrible condition, but it suddenly needs to be rebuilt to accommodate any upgrading. This is also the same intersection for Riverside Fuels and the R.V. business, are you going to shut down their entrances also. I don't feel we need any changes except to upgrade our road to a hard surface. The think the 50 Kilometer per hour speed zone is adequate to control the traffic and we don't mind stopping and yielding to traffic on Highway 11A.

Ed Pichota



Paving 73A letter from Andersons

1 message

Thu, Sep 26, 2019 at 2:04 PM

Jackie Janes <[REDACTED]>
To: Jackie <[REDACTED]>

Hello Theresa,

My name is Lori Anderson. My husband Daren and I have lived on our acreage on the North end of the Rodeo grounds since 1997. We are not people who like to complain, but the time has come to voice our concerns regarding the condition of the Range Road 7-3A. We have never seen the road in as bad condition as it has been this year. The conditions have been deteriorating year by year, since the rodeo grounds have been in place, with the increased traffic and the use of "dust control". It seems like there is no gravel on the road anymore. The grader manages to bring the gravel to the surface until the next rain. When I was coming home Monday evening after the rain, I was only able to go 40 km/hr before my vehicle was sliding all over the road. This is not the first time the road has been almost unable to travel on. The road is one big mud pit! If any emergency vehicles needed to get to anyone in a hurry they would be unable to safely drive on the road. The safety of the bus drivers and children need to be taken into account as well. The spring started with large potholes and washboard roads. With the increased use, and planned future use since the installation of power and water, of the rodeo grounds (rodeo, chuckwagons, master games, demolition derby, weddings etc) it is a given that the road will have a significant increase in traffic. As tax payers, we have decided the time has come for a proper solution(preferably paving) to the road.

Thank you for your time,
Lori and Daren Anderson

To Clearwater County

September 26, 2019

Re: Range Road 73 A request for paving

I am submitting a letter of support for the paving of Range Road 73A otherwise known as River Road.

Originally there were a few farms and a few acreages along this road. In the last 58 years that I have lived along this road, the dynamics have changed to include the Rodeo Grounds, various acreages, fish pond, campground and people using the river access.

No improvements have been made to accommodate the influx of traffic.

Safety concerns are a major issue. Not only is it dangerous to drive during the rain due to the KCL used but in dry weather the road is extremely dusty. During events many people walk on the road to the river or south to the Husky Station. Often people are walking or riding their horses for exercise during rodeo events.

There is no option to drive from Rocky using the north entrance off of # 11 highway. When I did try to use this route it was terrifying. I would check my rear view mirror to see a few semi trucks, RVs and cars behind me. At the same time I would see vehicles, often large commercial trucks or RVs coming from the west over the hill. What to do ??? Do the 3 trucks behind me see I have stopped to make a left hand turn?? This intersection is totally unacceptable.

If we want to attract new venues and use the Rodeo ground to the maximum we must provide a safer road BEFORE we have an inevitable disaster. This road does not speak well for us as a vibrant community looking for business. We can do better.

Lois Rollier





Fwd: Range Road 7-3A

1 message

Sun, Sep 15, 2019 at 7:07 PM

colleen a <[REDACTED]>

To: [REDACTED]

Hi Jackie,

Below is the email that I sent to Theresa a few days ago so you can have a copy. Thanks for all the work you are putting into this to improve the neighbourhood.

Colleen Askes

Begin forwarded message:

>

> Good Afternoon Mrs. Laing,

>

> I have lived on Range Road 7-3A beside the rodeo grounds for the past few years. I noticed that there has been a significant increase in traffic over the years, specially this year with the master games yet the road hasn't seen any extra care. The oil that is put down for dust control just before major events turn the road into an oily slippery mess with the rain that seems to last much longer than it should. It also makes it very dangerous to drive around the corners when your slipping and sliding. There is hardly any gravel left even after the grader comes by and the road pretty much has a permanent state of washboard at stop signs. There are also a few big problematic potholes that just keep coming back. My vehicle isn't even 5 years old and has rust on the undercarriage from the oil put down and it is impossible to keep clean. The dust control also seems to be having an effect on our cement sidewalks where our vehicles are parked along the side. There is no longer a speed limit sign on the road, which to some means go as fast as possible and to others it means drive 30 both causing problems in themselves.

>

> Is there anyway that you could look into improving the road conditions, or changing the way the dust control is used to have less of effect on our property and vehicles?

>

> Kind regards,
> Colleen Askes

To: Clearwater County

Sept 14/19

Re: Condition of the River Road along and beside the Radio grounds.

Calcium Chloride (CaCl) has been spread on this road numerous times for dust control at the River Side Park (Radio grounds).

This works in dry weather as it absorbs moisture and stops dust.

When it rains, the road surface turns to slippery mud. When soaked with water the soil loses its cohesion, soil particles fall apart and turn to slop.

The Town of R.M.H. must step up and share the cost of road repairs.

Putting an oil type finish on an ash fault surface on this will be a waste of money.

Suggestions:

- Strip 4" or 5" of the top road surface and dispose of it along the ditch line or spread in the River Park to level low areas.

- Haul in fresh clay, spread and pack on the road surface!

- Cover with a Sand based gravel (not clay based) which will reduce dust.

- When events are held at the "Park", Post this part of the road with speed reduction signs - much like a Construction zone and remove afterwards.

- Police the speed zone and dust control won't be required.

- Calcium Chloride is a salt and rusts our vehicles badly.

It will destroy a pair of leather boots in 24 hours!

- you need to get rid of this contaminated soil.

There is only one half mile of road to repair! We just paid our taxes!
you have the money! Please try to correct this situation soon.

W. MANCHESTER

Rocky Mtn. House, AB T4T 2A4



Carson & Donna Stewart

September 25, 2019



To Whom It May Concern:

We are concerned residents of Range Road 7-3A, otherwise known as the river road. We have been living on our property since 2005. When we purchased this land, it was a very nice quiet road. Now, especially during the summer months and times of events, it's more like highway 11.

I am allergic to dust and years back (probably @ 2006) a few of us went together to purchase dust control for in front of our acreages. We are on the north end and the grader continues to chip away at our northern portion of dust control. We redid our stretch a few years later after we kept getting dusted out from traffic coming around the corner. The quality of the new dust control was much different, there were ruts and it was not to the edge of the road. I have reached out to the county on two separate occasions with no replay about this. We are now left with even less on our north end than before, almost to the end of our driveway and are constantly dusted out during rodeo, events, etc.

After attending the town meeting about the future of the NSRP, I am very concerned about the increase in traffic from increase potential events that are going to be put on if plans move ahead.

Our concerns with the current product that they use on the part of the road in front of the rodeo grounds include the following:

- It eats the clear coat on the vehicles and are especially hard on the rims
- We have seen an increase in rust on the fenders and undercarriage of the vehicles.

-
- We must spend more time and money to wash the vehicles more frequently (not just so they look clean, but so the compound doesn't have a chance to do permanent structural damage to it)
 - It causes the mud to dry on much harder
 - When it rains, it is very slippery and dangerous, especially on the tight corner.

In the past I have noticed as well that the dust control applied prior to the rodeo only extend to the north gate of the rodeo grounds. The stretch of gravel between there and where our dust control stop is not done. I have seen a few near head on collisions in this area. There is a significant amount of dust that gets kicked up when horse trailers, large trucks and continuous volume of traffic goes by. During the rodeo for examples we see the following: people riding their horses on the road, people walking dogs / pushing strollers on the road. Carnival staff walking to and from the husky and into town. Town people walking to events to avoid the traffic and parking.

If the NSRP is to get more functions / activities, we feel that it is necessary to have this road paved. For the safety of the residents having to commute on this road. If this is not possible, then there must be another alternative to the current dust control protocol that can be looked at. Being in the north and having traffic constantly come from the north, we would also ask that you consider placing dust control on the stretch or road north of our acreage as well. This would help to make our home more enjoyable during summer months. We are not able to open the windows to get fresh air in or have doors open as it is always far too dusty.

We would appreciate it if you could investigate some alternative solutions for a less damaging dust control option. Again, ideally, we feel that this road should be paved if we are going to be seeing a significant increase into the amount of traffic. Having a plan for the vehicles to get into the NSRP without having to pass or interfere with the residents on this road being able to access their homes in a timely manner would also be appreciated.

Sincerely,



Carson & Donna Stewart



Jackie Janes <[REDACTED]>

River Road 7-3A by Rodeo Grounds

1 message

Fri, May 24, 2019 at 3:11 PM

Jackie Janes <[REDACTED]>
To: divisionfive@clearwatercounty.ca

To: Theresa Laing, Division Five Councillor, Clearwater County

From: Lois Rollier and Jackie Janes, Clearwater County Residents
[REDACTED]
Rocky Mountain House,
T4T2A4

Re: River Road (Range Road 7-3A)

Date: May 20, 2019

Dear Theresa,

We are writing to voice our concerns regarding the state of the County gravel road 7-3A, otherwise known as River Road. It is on the West side of the North Saskatchewan River and is the first North-South road West of town. Perhaps because of its proximity to town, our traffic counts are high, despite it being a gravel road.

Even though it's a county road, this area is treated like a suburb of Rocky, and as a result, we get lots of town residents and visitors that use this road because of its access to the river. This road is used by heavy trucks to bypass the town as well as a large number of passenger vehicles throughout the year not to mention motorhomes, holiday trailers, in addition to boat and horse trailers constantly throughout the summer months. Now that we have a new business along this road, mud is being brought up to 7-3 from the river access road. It seems every year the road is getting busier.

This road leads past the Rocky Rodeo Grounds which in itself creates much traffic. The County has applied magnesium chloride to keep the dust down, however this type of dust control is the reason for this letter. Magnesium chloride turns the road into a greasy, gooey, sludgy type of material which is slippery to travel on. We've seen several cars in the ditch because of the greasy conditions of the road after it rains. Several times over the years our all-wheel drive vehicles have been nearly pulled into the ditch in spite of travelling only 40 kph down that road. A secondary problem is that this goop drops off our vehicles on to driveways like cow-paddys and is

Page 18 of 19

very difficult to clean off as it does not wash away. The picture enclosed shows you what we're dealing with.

Activities at the Rocky Rodeo Grounds are increasing. It's not just rodeo and chuckwagon events anymore. The grounds are now also used for the following:

- Canada Day Fireworks
- Battle of the Rockies
- Music Concerts
- 2019 Masters Games
- Weddings and social events
- Demolition Derby
- Megan Kirstein Memorial Rodeo

Many of these events have hundreds of vehicles travelling this road in a single day. It is a very busy thoroughfare!

Not only is this road gooey and slimy after a rain, but it has pits, potholes and washboards for days until it is graded again. Perhaps the poor condition is because of the increased traffic. When the road is graded, it is great, but the gravel seems to disappear quickly, hence the grader's work is short-lived and the road is quickly left with potholes again.

We are requesting the County and Town look at applying a cold mix asphalt from 11A to just past the North Rodeo grounds entrance (1.5 km). This would eliminate our need for spring, summer and fall grading and, in turn, create a safer road for all. We and a few of our neighbours had, at a shared expense with the County, cold mix asphalt put on the gravel road in front of our homes. That was over 14 years ago. The asphalt has really stood up to the test of time and we are very happy we have it. It doesn't need to be graded in the warmer months and requires minimal maintenance.

Honestly, this road is an embarrassment. The Town of Rocky Mountain House is hosting some big events with big names that will attract many visitors this summer and beyond. A decent road would be a better reflection of our community and what we have to offer.

Kindest Regards,

Jackie Janes

Lois Rollier





Agenda Item Report

Regular Council Meeting

AIR Type:	Delegation
SUBJECT:	10:30 am Alberta First Responder Radio Communications System (AFRRCS)
PRESENTATION DATE:	Tuesday, October 8, 2019
DEPARTMENT: WRITTEN BY: REVIEWED BY:	Christine Heggart, Director Rick Emmons, CAO
BUDGET CONSIDERATIONS:	<input checked="" type="checkbox"/> N/A <input type="checkbox"/> Funded by Dept <input type="checkbox"/> Reallocation
LEGISLATIVE DIRECTION:	<input checked="" type="checkbox"/> None <input type="checkbox"/> Provincial Legislation <input type="checkbox"/> County Bylaw or Policy
COMMUNITY BUILDING PILLAR (check all that apply):	
<input type="checkbox"/> Economic Prosperity <input checked="" type="checkbox"/> Governance Leadership <input type="checkbox"/> Fiscal Responsibilities <input type="checkbox"/> Environmental Stewardship <input type="checkbox"/> Community Social Growth	
ATTACHMENTS:	None

STAFF RECOMMENDATION:

That Council receives the AFFRCS delegation presentation as information.

BACKGROUND:

At the September 17 Strategic Planning Committee meeting, discussion took place on partial migration of Clearwater Regional Fire Rescue Services (CRFRS) radios to the Alberta First Responder Radio Communications System (AFRRCS).

The Strategic Planning Committee recommended Administration include \$150,000.00 in the 2020 capital budget for the purchase of additional AFFRCS radios for engines, command vehicles and portable radios for headquarters staff. The Committee also requested a Council presentation from AFFRCS.

At Council's October 8 meeting Whitney Benoit, Business Relationship Coordinator, AFFRCS will be on hand to provide additional information and answer questions.



Agenda Item Report

Regular Council Meeting

AIR Type:	Request for Decision
SUBJECT:	Parkland Regional Library (PRL) 2020 Proposed Budget
PRESENTATION DATE:	Tuesday, October 8, 2019
DEPARTMENT: WRITTEN BY: REVIEWED BY:	Agriculture & Community Services Anne-Marie Bertagnolli, Community Services/Agricultural Production SupervisorSupervisor, Matt Martinson, Director and Rick Emmons, CAO
BUDGET CONSIDERATIONS:	<input type="checkbox"/> N/A <input checked="" type="checkbox"/> Funded by Dept <input type="checkbox"/> Reallocation
LEGISLATIVE DIRECTION:	<input checked="" type="checkbox"/> None <input type="checkbox"/> Provincial Legislation <input type="checkbox"/> County Bylaw or Policy
COMMUNITY BUILDING PILLAR (check all that apply):	
<input type="checkbox"/> Economic Prosperity <input type="checkbox"/> Governance Leadership <input type="checkbox"/> Fiscal Responsibilities <input type="checkbox"/> Environmental Stewardship <input checked="" type="checkbox"/> Community Social Growth	
ATTACHMENTS:	
PRL 2020 Budget Speaking Notes for PRL's 2020 Budget	

STAFF RECOMMENDATION:

That Council considers the proposed 2020 Parkland Regional Library Budget for approval.

BACKGROUND:

Created in 1959 as the first regional library system in Alberta, today PRL has a network of 49 public libraries across central Alberta. Serving 200,000 residents and governed by its 64 municipal members including Clearwater County.

Attached is the proposed PRL budget for 2020. Clearwater County's 2016 population according to Alberta Municipal Affairs was 11,947.

PRL is requesting a \$0.30 per capita increase over the 2019 budget from \$8.25 to \$8.55. This would bring the 2020 PRL budget request from Clearwater County to \$102,146.85



Proposed BUDGET 2020

**Proposed 2020 Budget
PARKLAND REGIONAL LIBRARY**

Present
Budget

		2019	2020
Income			
1.1	Provincial Grants	990,831	990,831
1.2	First Nations Grant	109,624	145,602
1.3	Membership Fees	1,801,371	1,868,987
1.4	Alberta Rural Library Services Grant	428,738	428,738
1.5	Interest Income	27,000	35,000
TOTAL Income		3,357,564	3,469,158
Support Materials & Services Directly to Libraries			
2.1	Alberta Rural Library Services Grant	428,738	428,738
2.2	Allotment Funds issued to Libraries	247,637	247,916
2.3	Cataloguing Tools	3,800	3,000
2.4	Computer Maint. Agree. Software licenses	168,049	192,967
2.5	eContent Platform fees, Subscriptions	44,400	53,700
2.6	FN Provincial Grant expenses	59,357	78,839
2.7	Freight	6,500	6,500
2.8	Internet Connection Fees	10,800	14,400
2.9	Member Library Computers Allotment	65,504	65,580
2.10	Outlets - Contribution to Operating	800	800
2.11	Periodicals	1,100	1,100
2.12	Postage Reimbursement	7,000	4,000
2.13	Supplies purchased Cataloguing/Mylar	25,000	25,000
2.14	Vehicle expense	43,000	46,000
2.15	Workshop/Training expense	15,000	14,000
PRL Circulating Collections			
2.16	Audio Book	3,800	3,500
2.17	eContent	45,000	47,500
2.18	Large Print	10,000	10,000
2.19	Programming Kits	1,000	1,500
2.20	Reference	4,500	4,500
TOTAL Support Materials & Services Directly to Libraries		1,190,985	1,249,540
Cost of Services			
3.1	Audit	16,200	15,200
3.2	Bank expenses	1,500	2,000
3.3	Bank Investment Fees	4,500	4,500
3.4	Building-Repairs/Maintenance	17,000	18,000
3.5	Communications/Marketing/Advocacy	5,000	5,000
3.6	Continuing Education	20,000	20,000
3.7	Dues/Fees/Memberships	11,500	11,500
3.8	Insurance	13,750	17,200
3.9	Janitorial/Outdoor maintenance expense	34,500	32,500
3.10	Photocopy/Printing	7,000	7,000
3.11	Postage	5,500	5,500
3.12	Promotion/Trade Shows/Publicity	6,500	6,500
3.13	Salaries	1,566,669	1,599,769
3.14	Salaries - Employee Benefits	346,960	351,949
3.15	Supplies/Stationery/Building	30,000	30,000
3.16	Telephone	11,000	12,000
3.17	Travel	12,000	12,000
3.18	Trustee expense	22,000	32,000
3.19	Utilities	35,000	37,000
TOTAL Cost of Services		2,166,579	2,219,618
TOTAL Expenses (library materials & cost of service)		3,357,564	3,469,158
Surplus/Deficit		0	0
AMOUNT PER CAPITA REQUISITION		8.25	8.55

Notes for the Parkland Regional Library Budget 2020

Parkland's budget is developed according to Board policy and the constraints imposed by the Parkland Regional Library Agreement. According to clause eight of the agreement – Library System Budget:

- 8.1 The PRL Board shall prior to November 1 of each year submit a budget to the Parties to this Agreement and an estimate of the money required during the ensuing fiscal year to operate the library system. [Reg. s.25 (1)(f)]*
- 8.2 The budget and estimate of money required referred to in clause 8.1 above, shall be effective upon receipt by the PRL Board of written notification of approval from two-thirds of the Parties to this Agreement which must represent at least two-thirds of the member population; and thereupon, each Party to this Agreement shall pay to the PRL Board an amount which is the product of the per capita requisition set out in Schedule "B" and the population of the Parties to the agreement. Payments shall be made on or before the dates set out therein.*
- 8.3 The population of a municipality that is a Party to this Agreement shall be deemed to be the most recent population figure for the municipality as published by Alberta Municipal Affairs.*
- 8.4 Municipalities which join the library system after January 1, 1998 shall pay a signing fee as determined by the PRL Board.*
- 8.5 The PRL Board shall apply to the Government of Alberta for all library grants for which it is eligible, in accordance with the Department of Community Development Grants Regulation 57/98.*
- 8.6 Notwithstanding Clause 17.1.c., any increase in the requisition requires written notification of approval from two-thirds of the parties to this agreement which must represent at least two-thirds of the member population.*

Generally speaking, PRL budgets are prepared with conservative estimates. Revenue is estimated at its minimum level and expenditures are estimated at their maximum level. For 2020, the increase to the municipal per capita requisition is \$8.55.

PRL's budget projections for 2020 use the information supplied by the Public Library Services Branch, Alberta Municipal Affairs. For 2020, we project the provincial operating grant to regional systems will remain at \$4.70 per capita and \$5.55 per capita for the rural library service grant. We also assume that grant levels will be based on 2016 population statistics.

Points within the budget to note include:

- The provincial operating grant for systems is estimated using 2016 population figures and calculated at the current rate of \$4.70 per capita (line 1.1).
- The First Nations Grant is assumed to continue with a slight increase due to a population redistribution from PLSB. Using 2016 population figures, the grant is calculated at \$10.25 per capita (line 1.2). PRL was assigned the Ermineskin Cree Nation on Maskwacis. This band was formerly allocated to the Yellowhead Regional Library system. This additional allocation provided nearly \$36,000 in additional income but also a corresponding expense (see line 2.6).
- It is assumed the rural library service grant will also be issued at \$5.55 per capita using 2016 population figures (line 1.4).
- Materials Allotment is being calculated at \$1.13 per capita (line 2.2).
- eContent Platform fees, Subscriptions (line 2.5) has been increased due to adding Niche Academy, increases for Novelist Plus, Bibliotheca's CloudLinking service, and the TAL Core. This line also now includes Audio Cine and Survey Monkey moved from periodicals.
- The eContent line (line 2.17) has been increased slightly.
- The Audit expense line (3.1) has been reduced slightly due to Parkland switching its auditor after an RFP process this spring.
- Salaries will go up a step for most staff plus a consumer price index increase in compliance with Parkland's Compensation Policy (line 3.13).
- The Benefits line (line 3.14) has also increased proportionately to the salaries line (line 3.13) since benefits are calculated in relation to wages.
- Trustee expenses have increased by \$10,000 to accommodate Advocacy Committee meetings (line 3.18).
- Provincial grants amount to approximately 45.5% of PRL's total income.

At the end of the budget documents you will find the Budget Supplement. The largest planned purchase is for computer hardware from the Technology Reserve estimated to be valued at \$225,000. One other anticipated reserve fund transfer for 2020 is for the purchase of two new cargo vehicles. Lastly, we also have the amortization of PRL's capital assets. By approving the budget, the board is approving these transfers to and from Parkland's reserve fund accounts.

Brief Notes – September 2020

INCOME

- 1.1 The Provincial Operating grant is an estimate, based on announcement from the Public Library Services Branch (PLSB) calculated at \$4.70 per capita.
- 1.2 The First Nations grant for reserve residents is calculated at \$10.25 per capita
- 1.3 Estimated requisition to municipalities to balance budget
- 1.4 Estimate, based on announcement from PLSB and calculated at \$5.55 per capita
- 1.5 Increased to reflect the anticipated returns on investments

LIBRARY MATERIALS

- 2.1 Estimate, based on announcement from PLSB - see 1.4 above
 - 2.2 Reflects allotment rate of \$1.13 per capita
 - 2.3 Based on actual costs and reduced slightly from the 2019 amount
 - 2.4 Line increased to account for the new Polaris Integrated Library system maintenance agreement. Also, to allow for the purchase of non-capital hardware and misc. IT items such as adapters, cables, and supplies. For software, subscriptions, maintenance agreements, ongoing website development, the Microsoft Office suite of software for PRL and member library computers, PRL's management of wireless networks
 - 2.5 Line to pay for platform fees/subscriptions for eContent - increased due to adding Niche Academy and increases for Novelist Plus and the TAL core. Covers eResources subscriptions and includes Survey Monkey and the Audio Cine fees moved from periodicals
 - 2.6 This line created due to PLSB expectations for direct First Nations services, the amount for 2020 is \$5.55 per capita to spearhead outreach activities and services to First Nations reserve residents
 - 2.7 Held at 2019 level as based on actual costs
 - 2.8 Increased amount due to need for more internet bandwidth
 - 2.9 Based on current population at \$0.30 per capita
 - 2.10 Held at \$800
 - 2.11 Held at \$1,100
 - 2.12 Reduced due to Polaris change to borrow by mail function and new policy
 - 2.13 Held at 2019 amount - used for purchasing library material processing items such as mylar book covers, cataloguing records, and multimedia cases
 - 2.14 Increased to \$46,000 due to operating three cargo vans and two consulting vehicles - anticipated maintenance costs for five vehicles and fuel, using a 5 year review of actual costs
 - 2.15 Reduced slightly to \$14,000 used for projects for training library managers and staff, and library conference expenses
- PRL Circulating Collections
- 2.16 Reduced slightly in 2020

- 2.17 Line reflects materials allotment for the purchase of eContent, increased slightly in 2020
- 2.18 Held at 2019 amount
- 2.19 Increased to \$1,500 for updating existing kits and building new kits
- 2.20 Held at 2019 amount

COST OF SERVICES

- 3.1 The fee for 2020 is slightly down with our new audit company as we completed our latest Request for Proposal. This line also includes the annual legal letter required from PRL's lawyer for the auditor
- 3.2 Increased slightly to \$2,000 - to cover the cost of cheques and electronic banking services
- 3.3 Held at \$4,500
- 3.4 Increased slightly to \$18,000 - janitorial items such as window and carpet cleaning for the building have been moved to line 3.9 - based on five-year averages
- 3.5 Held at 2019 amount of \$5,000 - used to provide tools for marketing, advocacy and other initiatives for PRL and member library staff and boards
- 3.6 Held at \$20,000
- 3.7 Held at \$11,500 - to cover PRL's cost to belong to membership organizations (e.g. Library Association of Alberta (LAA), Alberta Library Trustee Association (ALTA), The Alberta Library (TAL), etc.)
- 3.8 Increased to cover the additional vehicles to insure and the addition of cyber insurance, with the rest based on a 5 year review of actual costs
- 3.9 Reduced slightly from 2019 to \$32,500 - includes snow removal, yard maintenance, janitorial services and janitorial maintenance (carpet and window cleaning)
- 3.10 Held at 2019 amount of \$7,000 based on usage over last three years
- 3.11 Held at 2019 amount of \$5,500 - based on five year averages
- 3.12 Held at \$6,500
- 3.13 Increased to reflect predicted staff salary costs based on current staff levels and in compliance with the new compensation policy
- 3.14 Increased to reflect predicted staff benefits costs based on current staff levels
- 3.15 Held at \$30,000 - based on a five-year review
- 3.16 Increased slightly to \$12,000 - based on actual costs
- 3.17 Held at 2019 amount of \$12,000 - based on a five-year review
- 3.18 Increased significantly in 2020 to \$32,000 to include an advocacy committee, executive committee meetings and to support trustee activities
- 3.19 Based on five-year averages – increased slightly to \$37,000

Complete Notes to the 2020 Budget

Proposed 2020 Budget PARKLAND REGIONAL LIBRARY

	Present Budget	Proposed Budget
	2019	2020
Income		
1.1 Provincial Grants	990,831	990,831
1.2 First Nations Grant	109,624	145,602
1.3 Membership Fees	1,801,371	1,868,987
1.4 Alberta Rural Library Services Grant	428,738	428,738
1.5 Interest Income	27,000	35,000
TOTAL Income	3,357,564	3,469,158

Income – line details

- 1.1 Provincial Grants:* for budgeting purposes, the provincial operating grant rate for regional systems is based on information from the Public Library Services Branch (PLSB) - for regional systems it will be calculated using 2016 population statistics at \$4.70 per capita - this rate is subject to change annually.
- 1.2 First Nations Grant:* the First Nations (FN) grant from the PLSB is expected to be ongoing. It is calculated at \$10.25 per capita based on First Nations reserve residents found within Parkland's regional borders. The grant is to provide system level services to FN reserve residents. The grant is composed of two grants. The \$4.70 system operating grant and the \$5.55 per capita rural library services grant. The \$4.70 is used to fund operations of the regional system. The \$5.55 per capita is to fund various First Nations initiatives. See line 2.6. This grant amount has increased due to the GOA's decision to allocate the population of the Ermineskin Cree Nation to Parkland.
- 1.3 Membership Fees:* \$8.55 per capita – requisition to municipalities to balance the budget. This is an increase of 3.6%.

1.4 Alberta Rural Library

Services Grant:

grant received from Alberta Municipal Affairs for service to rural residents, based on the membership in PRL of municipalities and municipal districts, which do not appoint a library board – the grant is passed entirely to libraries as directed by these municipalities. Based on information from the PLSB, the grant will be calculated using 2016 population statistics at \$5.55 per capita – see line 2.1 under Support Materials & Services Directly to Libraries.

1.5 Interest Income:

estimate based on the returns from the RBC Dominion investment program, any short-term investments, and current bank account – the budgeted amount is reflective of the anticipated return on investments.

Support Materials & Services Directly to Libraries		2019	2020
2.1	Alberta Rural Library Services Grant	428,738	428,738
2.2	Allotment Funds issued to Libraries	247,637	247,916
2.3	Cataloguing Tools	3,800	3,000
2.4	Computer Maintenance Agreement Software licenses	168,049	193,959
2.5	eContent Platform fees, Subscriptions	44,400	53,700
2.6	FN Provincial Grant expenses	59,357	78,839
2.7	Freight	6,500	6,500
2.8	Internet Connection Fees	10,800	14,400
2.9	Member Library Computers Allotment	65,504	65,580
2.10	Outlets - Contribution to Operating	800	800
2.11	Periodicals	1,100	1,100
2.12	Postage Reimbursement	7,000	4,000
2.13	Supplies purchased Cataloguing/Mylar	25,000	25,000
2.14	Vehicle expense	43,000	46,000
2.15	Workshop/Training expense	15,000	14,000
PRL Circulating Collections			
2.16	Audio Book	3,800	3,500
2.17	eContent	45,000	47,500
2.18	Large Print	10,000	10,000
2.19	Programming Kits	1,000	1,500
2.20	Reference	4,500	4,500
TOTAL Support Materials & Services Directly to Libraries		1,190,985	1,249,540

Support Materials & Services Directly to Libraries - line details

2.1 Alberta Rural Library

Services Grant:

provincial grant received by PRL for municipalities and municipal districts that do not have library boards but are members of the system – per membership agreement, the grant is passed back to the libraries as mandated by the municipalities – see line 1.4 under income.

2.2 Allotment Funds Issued to Libraries:

reflects allotment rate of \$1.13 per capita – held at 2017 level.

2.3 Cataloguing tools: based on actual costs – reduced slightly – includes a number of electronic resources such as Library of Congress classification web, Web Dewey, and BookWhere; among other resources, all of which are used to prepare books and other materials for libraries.

2.4 Computer Maint. Agree.

Software Licenses: for software maintenance agreements and subscriptions – line covers, but not limited to, the Microsoft suite of software for member library computers, website software, PRL’s management of wireless networks, PRL’s computers, and licensed services for the Polaris integrated library system increased to reflect the US dollar exchange, increased quantity of licensing, and now includes small non-capital IT items as needed such as monitors and bar code scanners.

2.5 eContent Platform fees and Subscription fees:

to pay for platform fees for CloudLibrary ebooks, and Novelist, Novelist Select subscriptions, Niche Academy, now includes Audio Cine and Survey Monkey fees moved from periodicals, and the TAL core of eResource subscriptions (includes 4 public library focused databases: Ancestry Library Edition, Consumer Reports, Solaro (homework help), and TumbleBook Library – Premium)

2.6 FN Provincial Grant Expense:

line created due to expectations from the Public Library Services Branch that direct services to indigenous communities be provided and accounted for, the amount estimated is \$5.55 per capita to spearhead outreach activities and services. This grant amount has increased due to the GOA’s decision to allocate the population of the Ermineskin Cree Nation to Parkland.

2.7 Freight:

vendor freight costs for allotment, in-house collections and shipment of computers for repairs and/or replacement parts – held at the 2019 level.

2.8 Internet Connection Fees:

for internet service provision to member libraries and HQ – increased for extra bandwidth required.

- 2.9 Member Library Computers:* income collected for transfer to the Technology Reserve for the purchase of computers and peripherals for member libraries in the year the funds are collected. Calculated at thirty cents per capita.
- 2.10 Outlet - Contribution to Operating:* amounts set by board policy, up to \$200 annually, if a local library outlet's sponsoring society provides matching funds – held at \$800.
- 2.11 Periodicals:* held at 2019 level, includes professional development publications and library journals.
- 2.12 Postage Reimbursement:* reduced to account for a change in the borrow by mail service – reimbursement for items interlibrary loaned or mailed directly to patrons by member libraries.
- 2.13 Supplies purchased Cataloguing/Mylar:* held at 2019 level, line for purchasing library materials processing such as precut "mylar" book covers, cataloguing records, and multimedia cases.
- 2.14 Vehicle Expense:* includes fuel and accounts for fluctuation in fuel prices, repairs and tire replacements for three cargo vans and two vehicles for staff use – line increased due to the use of three cargo vans and two staff consulting vehicles.
- 2.15 Workshop/Training:* includes costs for all workshops and training activities hosted or planned by PRL staff for member libraries regardless of whether they are held at PRL or other locations – reduced slightly to \$14,000.

PRL Circulating Collections

- 2.16. Audiobook Materials:* reduced – used to support the physical audio collection.
- 2.17 eContent:* increased slightly – includes allotment for 3M eBooks, Zinio Magazines, One Click digital eAudiobooks, and potentially other eContent.

- 2.18. Large Print Books:* held at 2019 level.
- 2.19 Programming Boxes:* increased to \$1,500 - to refresh and build new programming kits for programming in member libraries.
- 2.20 Reference Materials:* held at 2019 level – to purchase limited amounts of reference material for use by PRL staff and member libraries. eResources for reference and professional development purposes can also be purchased using this budget line.

Cost of Services		2019	2020
3.1	Audit	16,200	15,200
3.2	Bank expenses	1,500	2,000
3.3	Bank Investment Fees	4,500	4,500
3.4	Building-Repairs/Maintenance	17,000	18,000
3.5	Communications/Marketing/Advocacy	5,000	5,000
3.6	Continuing Education	20,000	20,000
3.7	Dues/Fees/Memberships	11,500	11,500
3.8	Insurance	13,750	17,200
3.9	Janitorial/Outdoor maintenance expense	34,500	32,500
3.10	Photocopy/Printing	7,000	7,000
3.11	Postage	5,500	5,500
3.12	Promotion/Trade Shows/Publicity	6,500	6,500
3.13	Salaries	1,566,669	1,599,769
3.14	Salaries - Employee Benefits	346,960	351,949
3.15	Supplies/Stationery/Building	30,000	30,000
3.16	Telephone	11,000	12,000
3.17	Travel	12,000	12,000
3.18	Trustee expense	22,000	32,000
3.19	Utilities	35,000	37,000
TOTAL Cost of Services		2,166,579	2,219,618

Cost of Services – line details

- 3.1 Audit:* Reduced. Based on a drop in cost due to switching to a new auditor – includes costs for an annual letter from PRL’s lawyer required for the audit process.
- 3.2 Bank Expenses:* increased slightly - to cover the cost of cheques and other banking services including enhanced electronic services.
- 3.3 Bank Investment Fees:* fee for management of the RBC Dominion investment program – based on actual charges – held at 2019 level.
- 3.4 Building-Repair/Maintenance:* based on repairs expected in aging building – increased slightly to \$18,000 – costs are based on five-year averages.

- 3.5 Communications/ Marketing/Advocacy:* this line is used by Parkland staff to provide tools for marketing, advocacy and other initiatives for PRL and member library staff and boards, held at 2019 level.
- 3.6 Continuing Education:* funds PRL staff to attend the Alberta Library Conference, plus other conferences, workshops, seminars, technology courses, and other continuing education activities – held at \$20,000.
- 3.7 Dues/Fees/Memberships:* for Parkland’s membership in professional organizations; may include, but not necessarily be limited to: Library Association of Alberta (LAA), Alberta Library Trustee Association (ALTA), Alberta Association of Library Technicians (AALT), Public Library Associations (PLA), Rural Municipalities of Alberta (RMA), American Library Association (ALA), Alberta Public Library Administrators’ Council (APLAC); and The Alberta Library (TAL). Held at 2019 level.
- 3.8 Insurance:* this line has increased to account for an extra staff vehicle and the addition of cyber insurance. It includes the building, HQ’s contents, PRL’s outlet libraries contents, vehicles, general liability, bond and crime - based on a review of actual historical costs.
- 3.9 Janitorial Expense:* reduced slightly to \$32,500 for janitorial building maintenance such as carpet and window cleaning – also includes snow removal, yard maintenance, and small repairs.
- 3.10 Photocopy/Printing:* held at 2019 amount – reflects actual costs reviewed over last three years and estimated usage – now includes printing costs if an outside source is used for publications.
- 3.11 Postage:* held at 2019 level - based on actual costs.
- 3.12 Promotion/Trade Shows/ Publicity:* held at 2019 level, includes, but not limited to, printing systems’ brochures and hospitality expenses for the Alberta Library Conference (ALC), the trade shows for the Alberta Urban Municipalities Association (AUMA) and Rural Municipalities of Alberta (RMA) conventions, plus

gifts/donations, flowers for libraries' anniversaries, and promotional items.

- 3.13 Salaries:* estimated at the maximum level and increased to support the new compensation policy and salary grid. The budget reflects the possibility of all eligible staff members moving up a step on the grid plus receiving a cost of living adjustment in 2020.
- 3.14 Salaries-Employee Benefits:* increased on the basis of all eligible staff members being provided full benefits including LAPP and Blue Cross.
- 3.15 Supplies/Stationery/ Building:* held at 2019 level - based on a six-year review - includes, but not limited to, book-related supplies as well as barcodes, barcode label protectors, new plastic patron membership cards supplied to public libraries, building supplies, and stationery supplies.
- 3.16 Telephone:* includes line charges, toll free number, mobile telephones, and long distance costs – increased slightly to \$12,000.
- 3.17 Travel:* includes consulting travel to public libraries, administrative travel, annual IT visits, and staff travel to workshops and conferences (includes reimbursement at \$0.505 per km to staff when they are unable to use the PRL staff vehicles) – based on actual and estimates, held at \$12,000.
- 3.18 Trustee Expense:* increased significantly to account for the advocacy committee meetings – along with costs for a 10 member executive committee meeting 8 or 9 times a year, and 4 trustees attending the Alberta Library Conference; also includes \$100 half day/\$200 full day honorarium and mileage for committee meetings (includes meetings the board chair attends such as, Systems Directors and Board Chair meetings hosted by the Public Library Services Branch).
- 3.19 Utilities:* based on five-year averages – increased slightly to \$37,000.

**Proposed 2020 Budget
PARKLAND REGIONAL LIBRARY**

	Present Budget 2019	Proposed Budget 2020
TOTAL Income	3,357,564	3,469,158
TOTAL Support Materials & Services Directly to Libraries	1,190,985	1,249,540
TOTAL Cost of Services	2,166,579	2,219,618
TOTAL Expenses (library materials & cost of service)	3,357,564	3,469,158
Surplus/Deficit	0	0
AMOUNT PER CAPITA REQUISITION	8.25	8.55

Budget Supplement

Explanation points to the 2020 Budget dealing with Capital Assets, Amortization and Reserves.

Staff make all applicable computer and vehicle purchases directly from reserves.

For IT purchases, PRL has a very detailed Technology Replacement Schedule as it relates to maintaining our current IT infrastructure and the purchase of computers for member libraries. Based on PRL's Technology Replacement Schedule, items being identified as needing to be replaced or newly acquired will have their costs estimated with the funds required for purchase included in the notes section of the Budget Supplement document. This amount will be shown as coming from the Technology Reserve. The amortization expense for IT purchases will be allocated and the residual value set aside in the Amortization Reserve.

Parkland will be purchasing two delivery vans in 2020. The amortization expense for vehicle purchases will be allocated and the residual value set aside in the Amortization Reserve. The old delivery vans will be sold and the money received from the sale of the retired vans will be added to the Vehicle Reserve.

In passing the budget, Board members are approving the movement of funds between reserves and operating as defined on the following pages and based on policy. Capital assets are now purchased from reserves.

Parkland Regional Library

Budget Supplement - Movement of Funds - 2020

Explanation points to the 2020 Budget dealing with Capital Assets, Amortization and Reserves

In passing the budget you agree to the movement of funds between reserves and operating as defined below and based on policy.

Capital assets will now be purchased from reserves.

1 MOVEMENT OF FUNDS FROM RESERVES TO OPERATING INCOME	2020	
Amortization Reserve		
Anticipated funds required to cover current portion of amortization expense from Jan 1, 2009 forward <i>(actual amount will be affected by asset disposals during the year)</i>	\$32,287	A
Vehicle Reserve		
Anticipated funds required to purchase new vehicles <i>(actual amount will be based on exact purchase price in the year)</i>	\$70,000	B
Technology Reserve		
Anticipated funds required for Technology purchases <i>(May included Member libraries computers, wireless equipment, SuperNet CED units, PRL assets)</i> <i>(Estimated capital PRL assets - 2020, \$69,400 -B)</i>	\$225,500	B
	\$327,787	
2 INCOME FROM THE SALE OF CAPITAL ASSETS		
Vehicle selling price <i>(actual amounts will be based on exact selling price in the year)</i>	\$8,000	C
	\$8,000	
3 MOVEMENT OF FUNDS FROM OPERATING EXPENSE TO RESERVES		
Amortization Reserve		
Residual Amortization anticipated - PRL assets <i>(actual amounts will be based on exact purchase amounts in the year)</i>	\$97,580	B
Vehicle Reserve		
Proceeds from the sale of vehicles <i>(actual amounts will be based on exact selling price in the year)</i>	\$8,000	C

Technology Reserve

Budgeted for member library computers	\$65,504
	<hr/>
	\$171,084

4 CAPITAL ASSET EXPENSE ALLOCATION

Current year Amortization estimated - PRL Assets <i>(actual amounts will be based on exact purchase amounts in the year)</i>	\$41,820	B
Amortization expense anticipated from years (Jan 2009 forward) <i>(actual amount will be affected by asset disposals during the year)</i>	\$32,287	A
	<hr/>	
	\$74,107	

5 Unrestricted Operating Fund - as needed to balance at year end

Current Amortization expense anticipated - from years previous to Dec 31, 2008 <i>(actual amounts will be based on exact disposals amounts in the year)</i>	\$16,646
--	----------

Speaking Notes for PRL's 2020 Budget

Generally speaking, PRL budgets are prepared with conservative estimates. Revenue is estimated at its minimum level and expenditures are estimated at their maximum level. For 2020, the increase to the municipal per capita requisition is \$8.55. This amounts to a total increase to Parkland's municipalities of \$67,616 spread over a membership population of 218,595.

PRL's budget projections for 2020 use the information supplied by the Public Library Services Branch, Alberta Municipal Affairs. For 2020, we project the provincial operating grant to regional systems will remain at \$4.70 per capita and \$5.55 per capita for the rural library service grant. We also assume that grant levels will be based on 2016 population statistics.

Within PRL's budget, all provincial funding is based on estimates since staff have absolutely no way of knowing what the Government of Alberta (GOA) will provide in the way of funding. Provincial grants amount to over 45% of PRL's income. As such changes in provincial funding can have a significant impact on 1) PRL's operating grant; 2) First Nations grant; 3) rural library services grant levels that are passed to libraries. The last year there was increase in operating funding from the GOA was 2017.

Points within the budget to note include:

- The First Nations grant is assumed to continue with a slight increase due to a population redistribution from Public Library Services Branch. Using 2016 population figures, the grant is calculated at \$10.25 per capita (line 1.2). PRL was assigned the Ermineskin Cree Nation on Maskwacis. This band was formerly allocated to the Yellowhead Regional Library system. This additional allocation provided nearly \$36,000 in additional income but also a corresponding expense (see line 2.6). *A provision requires that a majority of this grant be expended on activities and services that serve on-reserve First Nations populations. Parkland is required to give an annual report that includes financial details to the government on what PRL has achieved and how funds were expended. The entire grant CANNOT be rolled into general revenue. *
- Materials Allotment continues to be calculated at \$1.13 per capita (line 2.2).
- eContent Platform fees, Subscriptions (line 2.5) has been increased due to adding some additional eContent asked for by our libraries.
- Internet connection fees have been increased slightly due to demands by libraries for extra bandwidth (line 2.8).
- The Audit expense line (3.1) has been reduced slightly due to Parkland switching its auditor after an RFP process this spring.
- Salaries and benefit increases are provided in compliance with Parkland's "Cost of Living and Compensation Policy". It is important to recognize that of PRL's staff complement, 78.5% of wages are expended on staff who engage directly in service-related activities

for member libraries. Staff with predominantly administrative duties equal only 21.5% of total salary expenditures.

- Trustee expenses have increased by \$10,000 to accommodate Advocacy Committee meetings (line 3.18).

As for capital purchases, the largest planned purchase is for computer hardware from the Technology Reserve estimated to be valued at \$225,000. One other anticipated reserve fund transfer for 2020 is for the purchase of two new cargo vehicles valued at \$70,000. Reserves are only replenished by operating surpluses.

Should GOA funding levels change significantly, it may be necessary for the board to approve a revised budget at their November meeting and resubmit it to member municipalities.

Of PRL's total increased expenses anticipated for 2020, (\$111,594) \$58,555 are directly attributed to services and materials that go directly back to libraries. Only a little over \$53,000 will cover increases related to PRL's expenses (remembering that \$10,000 of that are trustee related).

Based on 2019 figures, Parkland continues to receive the second lowest level of gross funding among the seven regional library systems. Despite this fact:

- Parkland does not charge municipalities without library boards a higher fee nor does PRL charge library boards fees (see the accompanying document for details).
- Parkland does not charge extra for the responsibility of acting as "board or record" for the four library service points Spruce View, Nordegg, Water Valley, and Brownfield.

Should you wish clarification or have questions related to Parklands budget or services, PRL's Director would be happy to meet with council or administration.

Library System Revenue Sources 2019 Table 1

Library System	Revenue Source (per capita)				Total Revenue ¹
	Municipality	Municipality w/o Board	Library Board	Operating Grant	
Chinook Arch ^{2,5}	8.01	10.47	3.57	4.70	16.28
Marigold	6.15	10.50	4.50	4.70	15.35
Northern Lights	5.15	10.30	5.15	4.70	15.00
Parkland ³	8.25	8.25	0.00	4.70	12.95
Peace	6.37	9.12	2.75	4.70	13.82
Shortgrass	5.12	10.20	5.08	4.70	14.90
Yellowhead	4.30	n/a	0.00	4.70	9.00
Average⁴	\$6.19	\$9.81	\$4.21	\$4.70	\$13.90

¹ This figure represents the total of all columns except the "Municipality w/o Board" column; it does NOT take into account revenue from sources other than those listed.

² Municipalities without Boards pay a minimum Rural Service Fee of \$2.00 per capita in addition to the regular Municipal fee. Since the Rural Service Fee is a direct transfer through the System to the local libraries which provide library services to that municipality, some municipalities choose to pay more than the \$2.00 minimum for the Rural Service Fee portion. The rate for municipalities without a library board is a minimum \$2.00 and ranges up to \$2.77, depending on the agreement with the municipality.

³ For the first four years, new member municipalities are locked in at the rate at which they joined the system (none as of 2019)

⁴ Averages exclude "n/a" and values of zero.

⁵ As of 2014, fee category ("School Authority") was created for the Kainai Board of Education, which is a combination of the municipal fee plus the library board fee (\$11.42). The fee is paid on behalf of the entire Reserve population.



Agenda Item Report

Regular Council Meeting

AIR Type:	Request for Decision
SUBJECT:	Recovery of Taxes
PRESENTATION DATE:	Tuesday, October 8, 2019
DEPARTMENT:	Corporate Services
WRITTEN BY:	Murray Hagan, Director, Corporate Services
REVIEWED BY:	Rick Emmons, CAO
BUDGET CONSIDERATIONS:	<input checked="" type="checkbox"/> N/A <input type="checkbox"/> Funded by Dept <input type="checkbox"/> Reallocation
LEGISLATIVE DIRECTION:	<input type="checkbox"/> None <input checked="" type="checkbox"/> Provincial Legislation (MGA Section 419) <input type="checkbox"/> County Bylaw or Policy
COMMUNITY BUILDING PILLAR (check all that apply):	
<input type="checkbox"/> Economic Prosperity <input type="checkbox"/> Governance Leadership <input checked="" type="checkbox"/> Fiscal Responsibilities <input type="checkbox"/> Environmental Stewardship <input type="checkbox"/> Community Social Growth	
ATTACHMENTS:	None

STAFF RECOMMENDATION:

- That Council sets the following reserve bids for auction:
 - Roll #3904061022 - \$125,000
 - Roll #4006181001 - \$430,000
 - Roll #3905263114 - \$12,500
 - Roll #3905264115 - \$12,500
- That Council sets the following terms and conditions that apply to the sale of each property:
 - Cash or certified cheque
 - Deposit of 10% of bid at time of sale
 - Balance of payment to be paid within 90 days

BACKGROUND:

The following properties have been outstanding on Clearwater County's tax arrears list for two or more years:

- Roll #3904061022 - NE 6-39-4 W5 - Lot 13 Block 1 Plan 8220518
- Roll #4006181001 - NE 18-40-6 W5 - Lot 1 Block 1 Plan 7722979
- Roll #3905263114 - SE 26-39-5 W5 - Lot 2 Block 6 Plan 0425348
- Roll #3905264115 - SE 26-39-5 W5 - Lot 3 Block 6 Plan 0425348

Attempts to collect outstanding taxes, as per legislation, have been made and the properties have now become eligible for public auction which has been scheduled for November 1, 2019. The property owners have been informed.

Section 419 of the MGA requires that Council set a reserve bid for each property that is as close as possible to market value. To facilitate the determination of these values, Administration engaged Mackie Valuations Inc. and Colliers International to provide appraisals. Their reports indicated the following market value for each subject property as of the effective date indicated in brackets.

- Roll #3904061022 - \$125,000 (September 23, 2019)
- Roll #4006181001 - \$430,000 (September 23, 2019)
- Roll #3905263114 - \$12, 500 (August 16, 2019)
- Roll #3905264115 - \$12, 500 (August 16, 2019)



Agenda Item Report

Regular Council Meeting

AIR Type:	Presentation
SUBJECT:	Tax Collection Statistics for Council Information
PRESENTATION DATE:	Tuesday, October 8, 2019
DEPARTMENT: WRITTEN BY: REVIEWED BY:	Corporate Services Rhonda Serhan, Manager, Financial Services Murray Hagan, Director Corporate Services and Rick Emmons, CAO
BUDGET CONSIDERATIONS:	<input checked="" type="checkbox"/> N/A <input type="checkbox"/> Funded by Dept <input type="checkbox"/> Reallocation
LEGISLATIVE DIRECTION:	<input checked="" type="checkbox"/> None <input type="checkbox"/> Provincial Legislation <input type="checkbox"/> County Bylaw or Policy
COMMUNITY BUILDING PILLAR (check all that apply):	
<input type="checkbox"/> Economic Prosperity <input type="checkbox"/> Governance Leadership <input checked="" type="checkbox"/> Fiscal Responsibilities <input type="checkbox"/> Environmental Stewardship <input type="checkbox"/> Community Social Growth	
ATTACHMENTS:	None

STAFF RECOMMENDATION:

That Council receives the Tax Collection Statistics Report as information.

BACKGROUND:

Clearwater County's first tax payment penalty date was September 17th. This means that taxes needed to be paid before September 17th to avoid the first penalty applied to outstanding taxes of 8%. Most taxes are typically paid before this date to avoid penalty. The exception to that is the Tax Installment Payment Plan (TIPP Program), which allows ratepayers to pay their taxes over 12 equal payments, culminating the last business day of December of each year. Staff will provide an update at the Council meeting in regards to statistics for collection rates for the 2019 year thus far.



Agenda Item Report

Regular Council Meeting

AIR Type:	Request for Decision
SUBJECT:	Shallow Gas Tax Relief Initiative Program Resolution
PRESENTATION DATE:	Tuesday, October 8, 2019
DEPARTMENT:	Corporate Services
WRITTEN BY:	Rhonda Serhan, Manager, Financial Services
REVIEWED BY:	Murray Hagan, Director Corporate Services
BUDGET CONSIDERATIONS:	<input checked="" type="checkbox"/> N/A <input type="checkbox"/> Funded by Dept <input type="checkbox"/> Reallocation
LEGISLATIVE DIRECTION:	<input type="checkbox"/> None <input checked="" type="checkbox"/> Provincial Legislation (MGA section 347(1)) <input type="checkbox"/> County Bylaw or Policy
COMMUNITY BUILDING PILLAR (check all that apply):	
<input type="checkbox"/> Economic Prosperity <input type="checkbox"/> Governance Leadership <input checked="" type="checkbox"/> Fiscal Responsibilities <input type="checkbox"/> Environmental Stewardship <input type="checkbox"/> Community Social Growth	
ATTACHMENTS:	
Municipal Affairs Ministers Letter SGTRI Summarized data SGTRI from Municipal Affairs Summary of the tax relief by roll number	

STAFF RECOMMENDATION:

That Council considers passing the following 2 resolutions as provided by Municipal Affairs:

Pursuant to section 347 of the MGA, for all qualifying properties identified in the appendix - Summary of the tax relief by roll number, attached to and forming part of the council minutes:

- Council authorizes the cancellation and/or refund of the 2019 property taxes paid or owing so as to reduce by 35 per cent property taxes levied as calculated by Municipal Affairs, as per section 353(2) of the MGA which includes municipal property taxes, requisitions detailed in section 326(1)(a) and 359(1)(2) as well as special taxes levied under section 382(1) where the tax rate is based on the assessment.
- Council authorizes the cancellation and/or refund of the tax penalties associated with the 2019 property taxes included in the above resolution for cancellation and/or refund.

BACKGROUND:

As Council is aware, the province has implemented the Shallow Gas Tax Relief Initiative (SGTRI). You will find attached a letter from Municipal Affairs that outlines the steps to apply on behalf of the qualifying properties to Municipal Affairs, the summarized qualifying data and a list of each roll number with qualifying properties included in that roll number. One of the required steps is to pass a resolution to cancel and/or refund 35% of the taxes associated with these properties. The deadline to submit this signed resolution to Municipal Affairs is October 21st.

The total amount of tax being refunded to the qualifying companies within Clearwater County is \$89,263.70

Municipality 2019 Tax Year
Shallow Gas Tax Relief Initiative

ATTACHMENT 1

Municipality Number	Municipality Name	Municipal Tax Rate	ASFF Tax Rate	Other Tax Rate	Total Tax Rate	Number of Wells	Well Assessment	Well Municipal Tax Dollars	Well ASFF Tax Dollars	Well Other Tax Dollars	Well Total Taxes	Well SGTRI 35% Adjustment	Number of Pipelines	Pipeline Assessment	Pipeline Municipal Tax Dollars	Pipeline ASFF Tax Dollars	Pipeline Other Tax Dollars	Pipeline Total Taxes	Pipeline SGTRI 35% Adjustment	Total Taxes Combined	TOTAL SGTRI 35% Adjustment
377	CLEARWATER COUNTY	7.9942	3.9346	0.1643	12.0931	270	14,530,410	116,159.01	57,171.43	2,387.41	175,717.85	61,501.32	183	6,559,190	52,435.51	25,807.72	1,077.68	79,320.91	27,762.38	255,038.76	89,263.70



ALBERTA
MUNICIPAL AFFAIRS

*Office of the Minister
MLA, Edmonton - South West*

AR97915

September 17, 2019

Reeve James (Jim) Duncan
Reeve
Clearwater County
PO Box 550
Rocky Mountain House AB T4T 1A4

Dear Reeve Duncan,

As you are aware, government has recently announced property tax relief for shallow gas producers. Many shallow gas producers are in a difficult financial situation. Some have become insolvent because of prevailing global market conditions and the impact of high operating expenses, including property taxes.

Municipal Affairs is conducting a review of regulated assessment models, including assessment of wells and pipelines. The current assessment models have not been updated since 2005, and do not reflect the circumstances faced by many shallow gas producers with older, lower productivity assets.

Preliminary indications are that the review will result in lower assessments for older shallow gas assets, but cannot be implemented until the 2020 taxation year. Relief for shallow gas producers cannot wait until 2020; therefore, this program will reduce 2019 property taxes on shallow gas wells and related pipelines by 35 per cent.

Municipal Affairs (MA) has now verified the list of qualifying shallow gas wells and related pipelines with the affected companies. This list (with a summary) is attached for your use in implementing this initiative. The list is final in terms of eligibility, and has been sent to the corresponding company for their information. However, if there are any discrepancies between the information attached and your municipal records, please contact Municipal Affairs before proceeding, as education tax credits will not be provided for non-qualifying properties.

I know I can count on your commitment to implement this important initiative. The required steps are outlined below. Additional details, including program guidelines and a certification form, are located at www.alberta.ca/shallow-gas-tax-relief.aspx.

.../2

-2-

- Your council will need to pass a resolution to cancel 35 per cent of the property taxes and any related late payment penalties;
- Your municipal administration will notify companies as required and issue refunds where more than 65 per cent of the property tax bills have been paid;
- Your municipal administration will email the signed resolution and attached certification form to MA for review;
- If the qualifying properties are certified to have received the cancellation of 35 per cent of property tax bills, Alberta Education will credit your municipality with the equivalent amount on the December 2019 education property tax invoice; and
- Municipalities will continue to collect the remaining property taxes from shallow gas properties for use in your local budgets.

Your participation in this program is critical to its success. Please submit the certification form and a signed copy of your council's resolution to MA on or before October 21, 2019.

If you have any questions, please contact a Municipal Affairs program advisor at 780-422-7125 (toll-free 310-0000), or email TaxProgramDelivery@gov.ab.ca.

Yours very truly,



Kaycee Madu
Minister

Attachment:

Summary of Tax Relief by Company (includes detailed list of qualifying properties)

cc: Rick Emmons, Chief Administrative Officer, Clearwater County

Appendix - Summary of the tax relief by roll number

	ROLL	QUALIFYING ASSESSMENT	QUALIFYING TAXES	SGTRI 35%
PIPELINES:				
	9900441001	\$ 438,610.00	\$ 5,304.14	\$ 1,856.42
	9900448001	\$ 566,490.00	\$ 6,850.60	\$ 2,397.72
	9900491001	\$ 32,270.00	\$ 390.24	\$ 136.59
	9900970001	\$ 1,047,010.00	\$ 12,661.62	\$ 4,431.58
	9900492001	\$ 5,540.00	\$ 67.00	\$ 23.45
	9900536001	\$ 15,030.00	\$ 181.75	\$ 63.61
	9900890001	\$ 6,140.00	\$ 74.26	\$ 25.99
	9900600001	\$ 173,530.00	\$ 2,098.53	\$ 734.47
	9900610001	\$ 335,390.00	\$ 4,055.87	\$ 1,419.56
	9900920001	\$ 519,210.00	\$ 6,278.83	\$ 2,197.60
	9900740001	\$ 32,680.00	\$ 395.20	\$ 138.32
	9900930001	\$ 10,430.00	\$ 126.13	\$ 44.15
	9900950001	\$ 2,130.00	\$ 25.76	\$ 9.02
	9900024001	\$ 32,780.00	\$ 396.42	\$ 138.75
	9900437001	\$ 305,000.00	\$ 3,688.40	\$ 1,290.94
	9900082001	\$ 116,730.00	\$ 1,411.61	\$ 494.07
	9900103001	\$ 1,650,800.00	\$ 19,963.29	\$ 6,987.19
	9900280001	\$ 328,280.00	\$ 3,969.92	\$ 1,389.47
	9900312001	\$ 467,000.00	\$ 5,647.49	\$ 1,976.63
	9900129001	\$ 474,140.00	\$ 5,733.85	\$ 2,006.85
			subtotal:	\$ 27,762.38
WELLS:				
	9900441001	\$ 3,844,080.00	\$ 46,486.87	\$ 16,270.40
	9900448001	\$ 547,280.00	\$ 6,618.31	\$ 2,316.42
	9900489001	\$ 358,890.00	\$ 4,340.08	\$ 1,519.03
	9900491001	\$ 97,510.00	\$ 1,179.19	\$ 412.72
	9900970001	\$ 952,230.00	\$ 11,515.41	\$ 4,030.38
	9900492001	\$ 79,680.00	\$ 963.57	\$ 337.25
	9900494001	\$ 23,160.00	\$ 280.09	\$ 98.03
	9900536001	\$ 588,290.00	\$ 7,114.25	\$ 2,490.00
	9900890001	\$ 322,000.00	\$ 3,893.97	\$ 1,362.89
	9900600001	\$ 238,130.00	\$ 2,879.72	\$ 1,007.90

9900610001	\$	540,150.00	\$	6,532.11	\$	2,286.25
9900920001	\$	1,118,870.00	\$	13,530.62	\$	4,735.72
9900740001	\$	601,580.00	\$	7,274.99	\$	2,546.26
9900950001	\$	17,240.00	\$	208.48	\$	72.97
9901030001	\$	67,320.00	\$	814.11	\$	284.94
9900024001	\$	88,100.00	\$	1,065.40	\$	372.89
9900455001	\$	37,580.00	\$	454.47	\$	159.07
9900437001	\$	561,710.00	\$	6,792.83	\$	2,377.50
9900082001	\$	250,720.00	\$	3,031.99	\$	1,061.20
9900680001	\$	21,170.00	\$	256.02	\$	89.61
9900103001	\$	2,226,860.00	\$	26,929.63	\$	9,425.36
9900280001	\$	353,390.00	\$	4,273.57	\$	1,495.75
9900312001	\$	560,420.00	\$	6,777.26	\$	2,372.05
9900129001	\$	1,034,050.00	\$	12,504.91	\$	4,376.73
			subtotal:		\$	61,501.32

TOTAL AMOUNT OF SGTRI \$ 89,263.70



Agenda Item Report

Regular Council Meeting

AIR Type:	Presentation
SUBJECT:	Comprehensive Community Profile
PRESENTATION DATE:	Tuesday, October 8, 2019
DEPARTMENT:	Planning & Development
WRITTEN BY:	J. Pratt
REVIEWED BY:	K. McCrae, Director
BUDGET CONSIDERATIONS:	<input type="checkbox"/> N/A <input checked="" type="checkbox"/> Funded by Dept <input type="checkbox"/> Reallocation
LEGISLATIVE DIRECTION:	<input checked="" type="checkbox"/> None <input type="checkbox"/> Provincial Legislation <input type="checkbox"/> County Bylaw or Policy
COMMUNITY BUILDING PILLAR (check all that apply):	
<input checked="" type="checkbox"/> Economic Prosperity <input type="checkbox"/> Governance Leadership <input type="checkbox"/> Fiscal Responsibilities <input type="checkbox"/> Environmental Stewardship <input type="checkbox"/> Community Social Growth	
ATTACHMENTS:	
Clearwater County 2019 Community Profile oct 1 2019	

STAFF RECOMMENDATION:

That Council receives the Comprehensive Community Profile as information.

BACKGROUND:

The Community Profile was developed in accordance with the Economic Development Strategy adopted by Council on the June 25, 2019. This project was made available through a Community & Regional Economic Support (CARES) grant, in partnership with the Central Alberta Economic Partnership (CAEP).

The Community Profile contains information about Clearwater County that is of interest to investors and site selectors. It provides a summary about demographics, education and skills, distances to popularization centers, services available to businesses and their employees, and existing industries in the area. This information can help potential investors determine if they should explore Clearwater County as a place to establish or expand their business.



2019 Community Profile

for **Clearwater County**

This project was made available through Community & Regional Economic Support (CARES) funding, in partnership with the Central Alberta Economic Partnership (CAEP)

SUPPORT

Community and Regional
Economic Support Program
(CARES)



V 1.0

August 2019

© 2019 Clearwater County

Information in this document is subject to change without notice. Although all data is believed to be the most accurate and up-to-date, the reader is advised to verify all data before making any decisions based upon the information contained in this document.

Jerry Pratt
Economic Development Officer
Clearwater County
P.O. Box 550
4340 -47 Avenue
Rocky Mountain House, AB | T4T 1A4
Office: 403.845.4444 | Fax: 403.845.7330

Table of Contents

1. DATA SOURCES	3
2. INTRODUCTION	4
2.1 Location.....	6
2.2 Largest Employers.....	7
2.3 Climate.....	8
3. DEMOGRAPHICS	9
3.1 Population Size and Growth.....	9
3.2 Age Profile.....	10
3.3 Income, Households and Affordability.....	13
3.4 Mobility Characteristics.....	16
3.5 Language Characteristics	17
3.6 Level of Education	18
4. LABOUR FORCE	22
4.1 Key Indicators.....	22
4.2 Labour Force by Occupation	23
4.3 Labour Force by Industry	26
4.4 General Wages by Occupation	27
4.5 Place of Work	29
5. TRANSPORTATION AND SHIPPING	31
5.1 Highways.....	31
5.2 Rail Services	33
5.3 Airports	34
6. TAXES AND UTILITIES	35
6.1 Local Property Tax Rates.....	35
6.2 Federal and Provincial Income Tax Rates.....	35
6.3 Water/Wastewater and Waste Management.....	37
6.4 Electricity.....	39
6.5 Natural Gas.....	42
7. DEVELOPMENT RELATED FEES	43
7.1 Building and Development Planning Fees	43
8. BUSINESS SUPPORT PROGRAMS AND SERVICES	45
8.1 National and Provincial Support Organizations.....	45
8.2 Local/Regional Support	46
8.3 Education and Training.....	47
8.4 Financial and Real Estate Institutions	48
8.5 Local Media.....	50
8.6 Communications Infrastructure.....	51
9. TOURISM	52
10. QUALITY OF LIFE	53
10.1 Life Style.....	53
10.2 Health Service.....	54
10.3 Community Protection Services	55
10.4 Education.....	57
10.5 Recreational Facilities	58
10.6 Local Events.....	60
APPENDIX: FEDERAL AND PROVINCIAL ECONOMIC DEVELOPMENT SUPPORT PROGRAMS ..	61

List of Tables

Table 1: Largest Private Sector Employers	7
Table 2: Largest Public Sector Employers	7
Table 3: Average Temperature and Precipitation, 2010-2019	8
Table 4: Population Change	9
Table 5: Age Distribution, 2019	12
Table 6: Total Individual Income Levels, 2019	13
Table 7: Employment Income Levels, 2018	14
Table 8: Households and Dwelling Attainability, 2018	15
Table 9: Mobility Rates, 2019	16
Table 10: Knowledge of Official Languages, 2019	17
Table 11: Most Common Non-Official Languages Spoken, 2019	17
Table 12: Educational Attainment, 2019	19
Table 13: Major Field of Study, Population Aged 15 Years or Older, 2019	21
Table 14: Labour Force Characteristics, 2019	22
Table 15: Labour Force Characteristics by Age and Gender, 2019	22
Table 16: Labour Force by Occupation, by 2-digit NOCS code, 2019	24
Table 17: Labour Force by Industry, 2019	26
Table 18: General Wages by Occupation	27
Table 19: Where Clearwater County Resident Labour Force Works, 2016	29
Table 20: Place of Residence for Persons Working in Clearwater County, 2016	30
Table 21: Distance to Major Urban Centres	32
Table 22: Distance to Major US Border Crossings	32
Table 23: Regional Airports	34
Table 24: Local Property Tax Rates, 2019	35
Table 25: Corporate Taxes – General Corporation (2019 – 2020)	35
Table 26: Corporate Taxes – Canadian Controlled (2019 – 2020)	36
Table 27: Sales Tax, Alberta	36
Table 28: Personal Income Tax, 2017-2018	36
Table 29: Landfill and Tipping Fees	37
Table 30: Commercial Rates	39
Table 31: General and Large Service Rates, 2019	40
Table 32: Natural Gas Distribution - Service Rates	42
Table 33: Building and Development Planning Fees	43
Table 34: Nation-Wide Business Support	45
Table 35: Local, Regional and Provincial Business Support Networks	46
Table 36: Radio	50
Table 37: Newspaper, Print or Online	50
Table 38: Communications Infrastructure	51
Table 39: Protective Services	55
Table 40: Elementary and Secondary Schools	57
Table 41: Recreation, Culture and Sports Facilities	58

List of Figures

Figure 1: Clearwater County Location Map	6
Figure 2: Temperature and Precipitation Averages, 2010-2019	8
Figure 3: Population Over Time by Age Group, 2006 to 2019	10
Figure 4: Age Distribution Chart, 2019	11
Figure 5: Household Income Levels, 2018	14
Figure 6: Occupied Dwellings by Structure Type, 2019	15
Figure 7: Educational Attainment, Age Group 25-64, 2019	18
Figure 8: Major Field of Study, Population Aged 15 Years or Older, 2019	20
Figure 9: Labour Force by Occupation by 1-digit NOCS Code, 2019	23
Figure 10: Local Events and Festivals	60



A Snapshot of Clearwater County

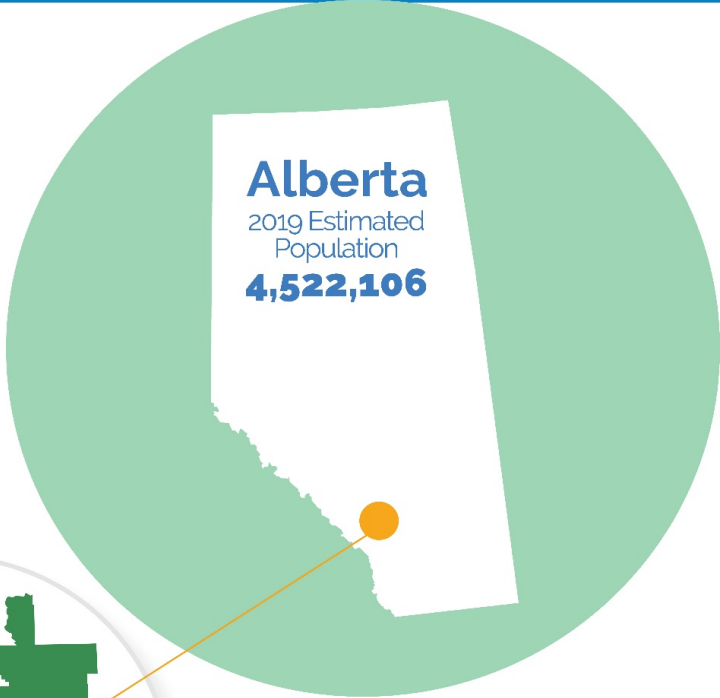
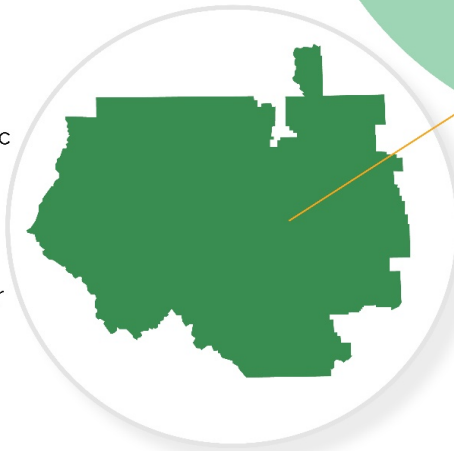
Location

Clearwater County is a municipal district in west central Alberta. The county has a land area of 18,691.65 km² and comprises close to 99% of Census Division No. 9's land area of 18,921.38 km². Although the territory excluded is rather small in geographical area, it comprises the major population centre of Rocky Mountain House, which has one-third of Division No. 9's population, in addition to the communities of Caroline, Burnstick Lake and three Indian reserves.

On July 1, 2000, the name was changed from "Municipal District of Clearwater No. 99" to "Clearwater County".

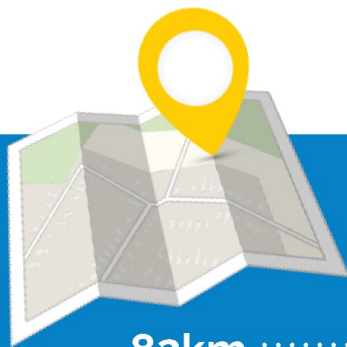
Popular attractions to the area include:

- Rocky Mountain House Historic Site
- Historic minesite in Nordegg
- Canoeing, rafting and kayaking on Clearwater River and North Saskatchewan River



Clearwater County's 2019 Estimated Population

12,225




Market Access

82km	Red Deer
213km	Calgary
215km	Edmonton
423km	Lethbridge
488km	Medicine Hat
464km	US Border Crossing


Demographics



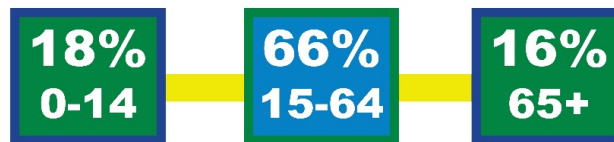
POPULATION ESTIMATES



MEDIAN & AVERAGE AGE



AGE PROFILE



5%

1 Year Mobility

Residents that moved to the area in the previous year



16%

5 Year Mobility

Residents that moved to the area in the past 5 years

HIGHEST EDUCATION LEVEL

31%

Secondary

52%

Post-secondary



LANGUAGE

3%
English & French

97%

English

Page 8 of 80
All data sourced from Manifold SuperDemographics unless otherwise specified.



Labour Force



**Median
Employment
Income**

\$35,886

ALBERTA MEDIAN
\$48,190

**Average
Employment
Income**

\$60,659

ALBERTA AVERAGE
\$69,431

PARTICIPATION

ALBERTA
71.8%

69.2%

EMPLOYMENT

ALBERTA
66.7%

63.2%

UNEMPLOYMENT

ALBERTA
7.1%

8.8%

RESIDENT LABOUR FORCE EMPLOYMENT

TOP 5 INDUSTRIES**



Mining, Quarrying
& Oil & Gas
Extraction (14%)



Agriculture, Forestry,
Fishing & Hunting
(13%)



Construction
(12%)



Retail Trade
(8%)



Health Care &
Social Assistance
(6%)

TOP 5 OCCUPATIONS**



Trades, Transport
& Equipment
Operators
(24%)



Management
(16%)



Business,
Finance &
Administration
(14%)



Sales & Service
(13%)



Natural Resources,
Agriculture & Related
Production
(9%)




Clearwater County 2019 Community Profile

1. DATA SOURCES

Please note that every effort has been made to use the most current data available. The major sources of information for this document are:

- The 2006, 2011, and 2016 Census from Statistics Canada;
- Government of Alberta Interpolated Weather Data Since 1961 for Alberta Townships; and
- SuperDemographics 2019 from Manifold Data Mining Inc.



The most recent Census was conducted in May 2016. SuperDemographics 2019 is the most up to date estimation of population characteristics, based on mathematical models that draw from various data sources.

Manifold Projection Method:

Manifold estimates demographic data annually, including population projections for 5 and 10 years in the future. Manifold methodologies are based on the following techniques:

- Enhanced cohort survival methods;
- Nearest neighbourhood and regression techniques; and
- Structural coherence techniques.

Manifold Data Sources include:

Statistics Canada	Real Estate Boards/Companies
Health Canada	Canadian Bankers Association
Regional Health Ministries	Bank of Canada
Citizenship and Immigration Canada	Canada Post Corporation
Regional School Boards	Consumer and business directories books
Brisc International Inc.	Publications of hospitals, CMHC, BBM and partners
Flyer Distribution Association	Proprietary survey and research

Jerry Pratt: Economic Development Officer
 Office: 403.845.4444 | Fax: 403.845.7330
 Email: JPratt@clearwatercounty.ca
 Web: clearwatercounty.ca/

| 3



Clearwater County 2019 Community Profile

2. INTRODUCTION

Clearwater County is a municipal district in west central Alberta, Canada in Division No. 9. It's northwest boundary is the Brazeau River. The municipal office is located in the Town of Rocky Mountain House. The county's 2016 census population was 11,947. The economy of the county is based on agriculture, oil and gas and forestry, with tourism increasing in importance in recent years.



Settlement history in Clearwater County extends back over 200 years and includes a long history of ingenuity and growth. Explorers and traders, such as David Thompson, had an entrepreneurial spirit that set the mould for this modern-day community. Although much has changed in the past century – with the addition of roads, buildings and industries - this area still retains its natural attractions and cultural treasures, offering opportunity to various industries and a wide-ranging community demographic. There are few regions in Canada as rich and diverse in natural beauty, resources, industry and culture as Clearwater County.



Jerry Pratt: Economic Development Officer
Office: 403.845.4444 | Fax: 403.845.7330
Email: JPratt@clearwatercounty.ca
Web: clearwatercounty.ca/

| 4



Clearwater County 2019 Community Profile

Developers and businesses move to Clearwater County to take advantage of a growing rural-urban community which is located along the south eastern slopes of the Rockies.

Key Economic Drivers

1. Mining, quarrying, and oil and gas extraction
2. Construction
3. Agriculture, forestry, fishing and hunting
4. Transportation, warehousing, & logistics
5. Manufacturing
6. Tourism and hospitality

Incentives for Businesses

- ✓ No business license required
- ✓ No provincial sales tax
- ✓ No payroll taxes
- ✓ No inventory taxes
- ✓ No off site levies

Heritage Preservation Grant :

The Clearwater County Heritage Grant aims to support community efforts that will interpret, recognize or celebrate our local heritage:

http://clearwater.municipalwebsites.ca/Editor/images/Documents/Communications/Grant_Guidelines_2019.pdf



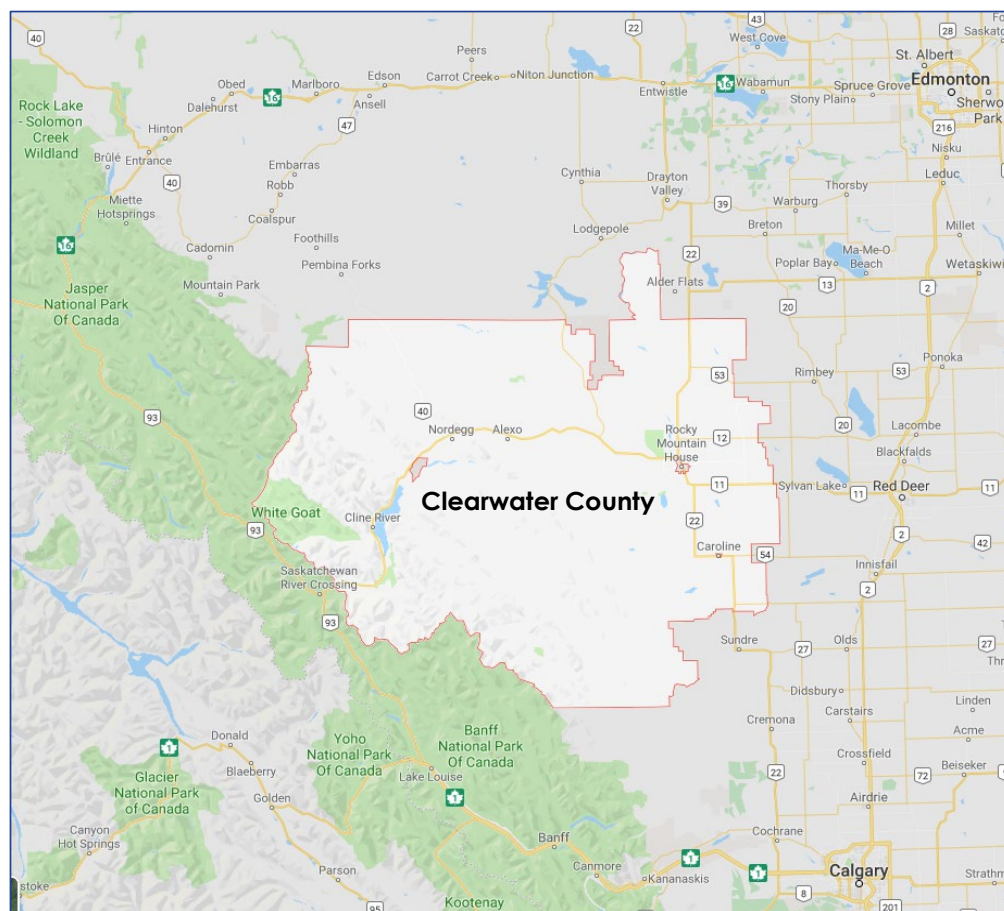
Clearwater County 2019 Community Profile

2.1 Location



Clearwater County is located 82 kilometres west of Red Deer along Highway 11. Alberta's two most populated urban areas, Edmonton and Calgary, are accessible via Highway 2, which runs north and south and intersects with Highway 11 and 11A at Red Deer.

Figure 1: Clearwater County Location Map



Source: Google Maps, McSweeney & Associates, 2019

Jerry Pratt: Economic Development Officer
Office: 403.845.4444 | Fax: 403.845.7330
Email: JPratt@clearwatercounty.ca
Web: clearwatercounty.ca/



Clearwater County 2019 Community Profile

2.2 Largest Employers

Tables 1 and 2 identify some of the largest private and public employers located in Clearwater County, the industries they operate in most commonly by North American Industry Classification System (NAICS) codes, and employment level.



Table 1: Largest Private Sector Employers

Name	Industry (NAICS Code)	# of Employees (approximate)
Pidherney's Inc.	237110, 2131	
Challand Pipeline Ltd	21311	
Bunch Projects	21311	
WPW Inc	21311	
West Fraser LVL	32121	
Foothills Tank Rentals	21311	

Source: Clearwater County, 2019

The following table provides the same information for the largest public sector employers located in Clearwater County.

Table 2: Largest Public Sector Employers

Name	Industry (NAICS Code)	# of Employees (approximate)
Alberta Health Services	62211	
Wildrose School Division	61111	
Alberta Agriculture & Forestry	91291	
Alberta Environment & Parks	91291	
Clearwater County	91391	
Alberta Health Services	62211	

Source: Clearwater County, 2019

Jerry Pratt: Economic Development Officer
 Office: 403.845.4444 | Fax: 403.845.7330
 Email: JPratt@clearwatercounty.ca
 Web: clearwatercounty.ca/

| 7



Clearwater County 2019 Community Profile

2.3 Climate

Clearwater County climatic data was retrieved from the Government of Alberta's Agriculture and Forestry Climate Information Services. Table 3 and Figure 2 illustrate average precipitation levels and temperatures.


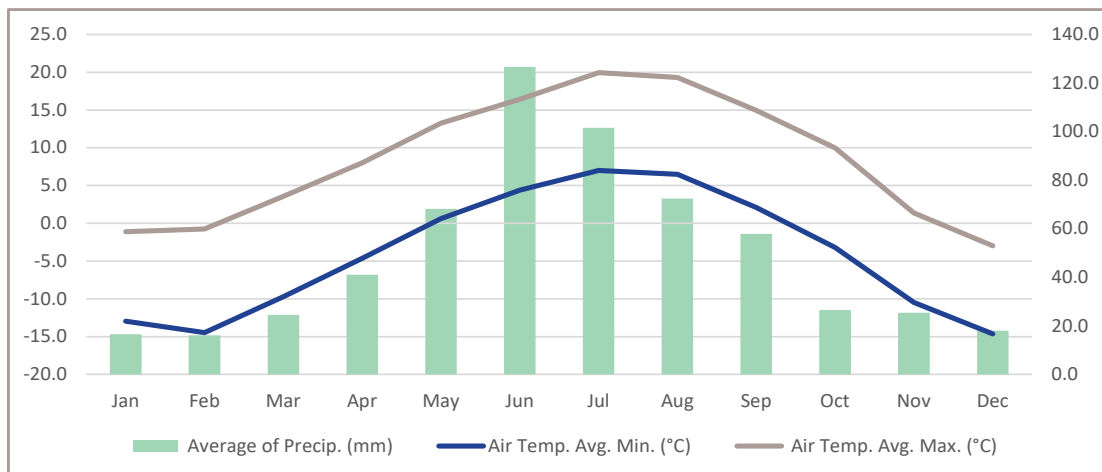


Table 3: Average Temperature and Precipitation, 2010-2019

Temp. (°C)	Jan	Feb	Mar	Apr	May	Jun	Jul	Aug	Sep	Oct	Nov	Dec
Air Temp. Avg. Min. (°C)	-13	-14.5	-9.7	-4.6	0.6	4.4	7.0	6.5	2.1	-3.2	-10.5	-14.6
Air Temp. Avg. Max. (°C)	-1.1	-0.7	3.6	8.0	13.3	16.4	20.0	19.3	14.9	10.0	1.4	-3.0
Average of Precip. (mm)	16.5	16.1	24.4	41.0	68.2	126.6	101.5	72.4	57.9	26.4	25.4	18.0

Source: Government of Alberta: Agriculture and Forestry: Climate Information Services
<https://agriculture.alberta.ca/acis/township-data-viewer.jsp>

Figure 2: Temperature and Precipitation Averages, 2010-2019



Source: Government of Alberta: Agriculture and Forestry: Climate Information Services, Clearwater County
<https://agriculture.alberta.ca/acis/township-data-viewer.jsp>

Jerry Pratt: Economic Development Officer
 Office: 403.845.4444 | Fax: 403.845.7330
 Email: JPratt@clearwatercounty.ca
 Web: clearwatercounty.ca/



Clearwater County 2019 Community Profile

3. DEMOGRAPHICS

3.1 Population Size and Growth



The Clearwater County population was on a growing trend up until the 2016 Statistics Canada census. The community grew, on average, by 1.3% every four years between 2006-2016. In comparison, the population in Alberta grew by approximately 11.2% every four years.

Table 4: Population Change

Population	2006	2011	2016	2019	2024	2029
Clearwater	11,826	12,278	11,947	12,225	11,933	11,657
% Change	2.8%	3.8%	-2.7%	/	-2.4%	-2.3%
	2006	2011	2016	2019	2024	2029
Alberta	3,290,350	3,645,257	4,067,175	4,522,106	5,041,244	5,619,979
% Change	10.6%	10.8%	11.6%	/	11.5%	11.5%

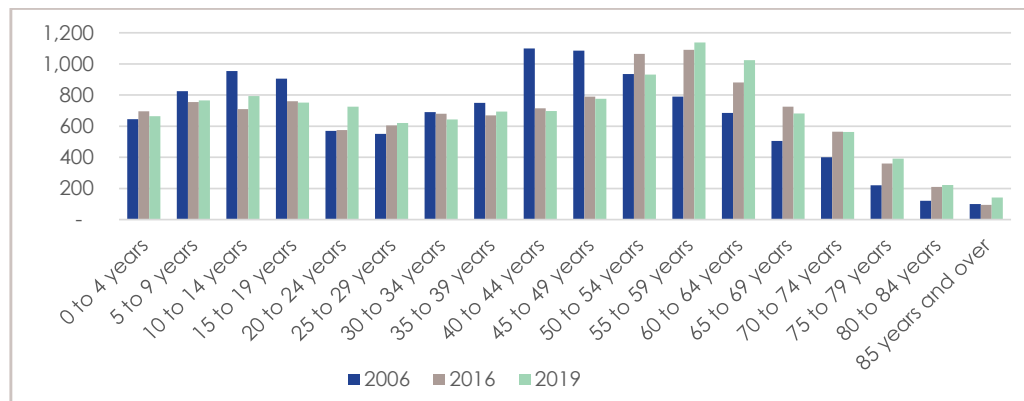
Source: the 2006 to 2016 data is from Statistics Canada Census and 2019 to 2029 data is from Manifold SuperDemographics. Note that the two sources are not directly comparable since Statistics Canada is based on a survey and Manifold data is based on an estimation method.

Figure 3 and 4 illustrate the changing and current age profile of Clearwater County's population. According to Figure 3, the largest decline in population in the county was for persons ages 40 to 50 years old. According to Figure 4, Clearwater has fewer residents ages 20 to 50, and more residents 50 and older than Alberta.



Clearwater County 2019 Community Profile

Figure 3: Population Over Time by Age Group, 2006 to 2019



Source: The 2006 to 2016 data is from Statistics Canada Census and 2019 to 2029 data is from Manifold SuperDemographics

3.2 Age Profile

Clearwater County boasts a young population, with over 65% of the population within working age. Similar to Alberta, nearly 20% of the population in Clearwater county is below the age of 15, making 83% of the population below 65 years old.



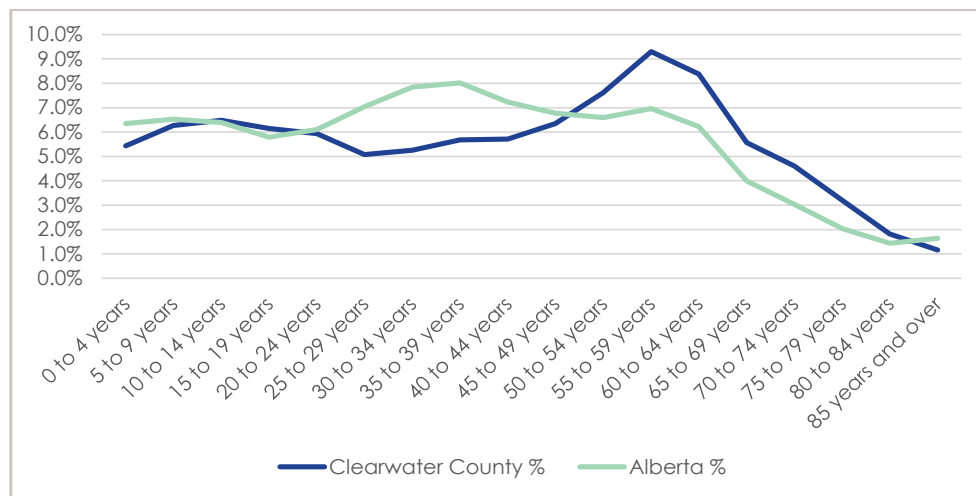
2019 Age Profile Snapshot		
Ages	Clearwater County	Alberta
0-14	18.2%	19.3%
15-64	65.5%	68.6%
65+	16.4%	12.2%



Clearwater County 2019 Community Profile

Figure 4 illustrates Clearwater County's population by age compared to that of Alberta. The town has a smaller percentage of people ages 0-14, and a higher percentage of persons ages 45 and older.

Figure 4: Age Distribution Chart, 2019



Source: McSweeney & Associates from Manifold Data Mining Inc. SuperDemographics 2019



Jerry Pratt: Economic Development Officer
 Office: 403.845.4444 | Fax: 403.845.7330
 Email: JPratt@clearwatercounty.ca
 Web: clearwatercounty.ca/



Clearwater County 2019 Community Profile

Table 5 has 2019 population estimates by age group. It compares the percentage of the total population by age group against Alberta. Clearwater County has an older population compared to Alberta as measured by average and median age of the populations.

Table 5: Age Distribution, 2019

Characteristics	Clearwater County	Clearwater County %	Alberta
Total Population	12,225	100.0%	4,522,106
0 to 4 years	664	5.4%	6.3%
5 to 9 years	766	6.3%	6.5%
10 to 14 years	793	6.5%	6.4%
15 to 19 years	751	6.1%	5.8%
20 to 24 years	726	5.9%	6.1%
25 to 29 years	621	5.1%	7.0%
30 to 34 years	643	5.3%	7.8%
35 to 39 years	694	5.7%	8.0%
40 to 44 years	698	5.7%	7.2%
45 to 49 years	776	6.3%	6.8%
50 to 54 years	931	7.6%	6.6%
55 to 59 years	1,137	9.3%	7.0%
60 to 64 years	1,025	8.4%	6.2%
65 to 69 years	681	5.6%	4.0%
70 to 74 years	563	4.6%	3.0%
75 to 79 years	391	3.2%	2.0%
80 to 84 years	222	1.8%	1.4%
85 years and over	142	1.2%	1.6%
Median age of total population	43.25		37.47
Average age of total population	41.21		38.12

Source: McSweeney & Associates from Manifold Data Mining Inc. SuperDemographics 2019.



Clearwater County 2019 Community Profile

3.3 Income, Households and Attainability

Table 6 shows the breakdown of total individual incomes in 2019¹. More than 60% of the population has an individual income higher than \$50,000, which is higher than the percentage of the population in the province (51%) with total individual income above \$50,000.



Table 6: Total Individual Income Levels, 2019

Characteristic	Clearwater County	Clearwater County	Alberta
Total population 15 years and over	10,002	100.0%	3,650,941
Without total income	408	4.1%	4.8%
With total income	9,593	95.9%	95.2%
Under \$10,000 (including loss)	1,134	11.3%	8.9%
\$10,000 to \$19,999	1,392	13.9%	11.7%
\$20,000 to \$29,999	1,265	12.6%	11.6%
\$30,000 to \$39,999	1,023	10.2%	10.0%
\$40,000 to \$49,999	864	8.6%	9.1%
\$50,000 to \$59,999	716	7.2%	8.1%
\$60,000 to \$69,999	595	5.9%	6.8%
\$70,000 to \$79,999	464	4.6%	5.6%
\$80,000 to \$89,999	380	3.8%	4.5%
\$90,000 to \$99,999	329	3.3%	3.8%
\$100,000 and over	1,431	14.3%	15.1%
\$100,000 to \$149,999	750	7.5%	6.8%
\$150,000 and over	681	6.8%	8.3%
Characteristic	Clearwater County		Alberta
Median total income \$	\$43,398		\$49,584
Average total income \$	\$67,828		\$75,171

Source: McSweeney & Associates from Manifold Data Mining Inc. SuperDemographics 2019 *(2018 incomes).

¹ Please note that the 2019 Manifold data uses 2018 income data, as it is the most recent information available.



Clearwater County 2019 Community Profile

Table 7 summarizes the 2018 employment income statistics for Clearwater County and Alberta. The following key findings can be extracted from this table:

- Clearwater has a lower median employment income (by 25%) than Alberta.
- Average employment income in Clearwater is 12.6 % lower than in Alberta.
- On average, males in Clearwater County have employment incomes 114% higher than females. In comparison, Alberta males earn, on average, incomes that are 71% higher than females.

Table 7: Employment Income Levels, 2018

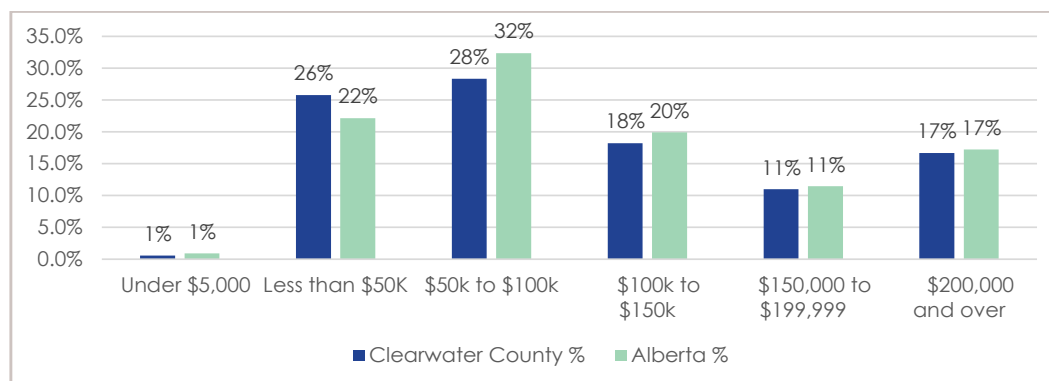
Employment income of population aged 15+:	Clearwater County			Alberta		
	Male	Female	Total	Male	Female	Total
Median	\$ 80,652	\$36,895	\$55,316	\$60,779	\$ 37,355	\$48,190
Average	\$89,713	\$44,797	\$75,068	\$86,180	\$50,383	\$69,431

Source: McSweeney & Associates from Manifold Data Mining Inc. SuperDemographics 2019 (2018 incomes).

Income levels can be further analyzed by looking at a household's capacity to spend. For example, household income serves as a measure of affordability when compared to housing prices.

Clearwater County has a total of 4,891 households. Figure 5 illustrates, using 2018 household income data, that the largest income level segment in Clearwater County was \$50,000-\$100,000 per household, annually.

Figure 5: Household Income Levels, 2018



Source: McSweeney & Associates from Manifold Data Mining Inc. SuperDemographics 2019 (2018 incomes).



Clearwater County 2019 Community Profile

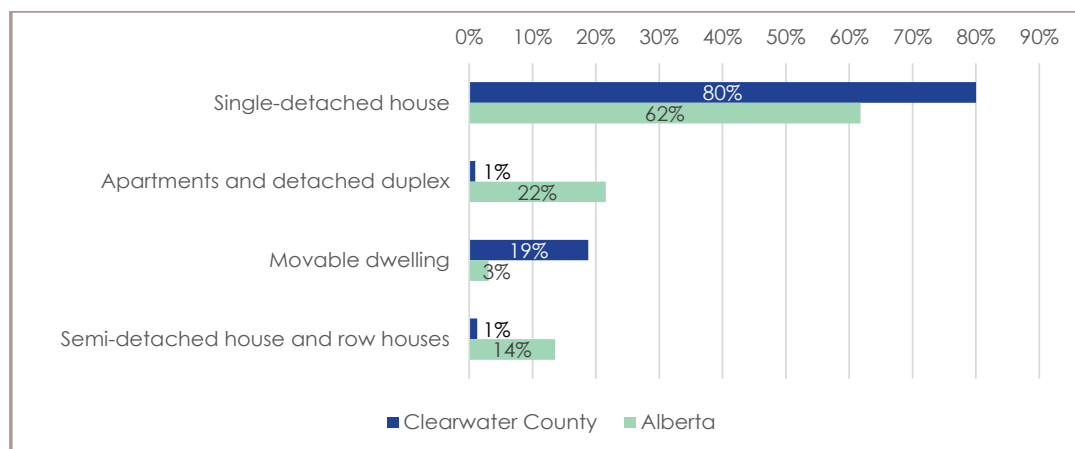
On average, the residents of Clearwater County enjoy slightly lower levels of employment and household income relative to the provincial figures. Clearwater County offers residents a lower average price for homes and a slightly lower cost of shelter but less variety in housing stock, compared to Alberta (see Figure 8).

Table 8: Households and Dwelling Attainability, 2018

Housing Characteristics	Clearwater County	Alberta
Total number of private households	4,891	1,680,258
Average value of dwelling \$	\$522,915	\$574,171
Median value of dwellings (\$)	\$508,990	\$502,293
Average number of rooms per dwelling	6.72	6.52
Average number of persons in private households	2.47	2.63
Owned	90%	72%
Rented	10%	27%
Median monthly shelter costs for rented dwellings (\$)	\$1,131	\$1,298
Average monthly shelter costs for rented dwellings (\$)	\$1,250	\$1,399
Spending 30% or more of household total income on shelter costs	15%	21%

Source: McSweeney & Associates from Manifold Data Mining Inc. SuperDemographics. 2019

Figure 6: Occupied Dwellings by Structure Type, 2019



Source: McSweeney & Associates from Manifold Data Mining Inc. SuperDemographics. 2019



Clearwater County 2019 Community Profile

3.4 Mobility Characteristics

Mobility characteristics refers to the status of a person with regards to the place of residence. Residents in Clearwater County are less likely to change place of residence within one or five years, compared to the rest of the province. Estimates indicate that migrants that move to Clearwater County tend to be relocating from within the province rather than outside of Alberta or Canada (Table 9).



Table 9: Mobility Rates, 2019

Characteristics	Clearwater	Clearwater	Alberta
Total population	12,094	100.0%	100.0%
Non-movers ²	11,211	93%	84.3%
Movers ³	883	7%	15.7%
Non-migrants ⁴	309	3%	10.2%
Migrants ⁵	574	5%	5.5%
Internal migrants	553	5%	4.4%
Intra-provincial migrants	499	4%	3.2%
Interprovincial migrants	54	0%	1.2%
External migrants	21	0%	1.2%
Mobility status – place of residence status five years ago			
Total population	11,551	96%	94.7%
Non-movers	8,450	70%	51.8%
Movers	3,101	26%	42.8%
Non-migrants	1,220	10%	23.1%
Migrants	1,881	16%	19.7%
Internal migrants	1,841	15%	14.5%
Intra-provincial migrants	1,553	13%	8.6%
Interprovincial migrants	288	2%	5.8%
External migrants	40	0%	5.2%

Source: McSweeney & Associates from Manifold Data Mining Inc. SuperDemographics 2019.

² Non-movers are persons who, on Census Day, were living at the same address as the one at which they resided one year earlier.

³ Movers are persons who, on Census Day, were living at a different address from the one at which they resided one year earlier.

⁴ Non-migrants are movers who, on Census Day, were living at a different address, but in the same census subdivision (CSD) as the one they lived in one year earlier.

⁵ Migrants are movers who, on Census Day, were residing in a different CSD one year earlier (internal migrants) or who were living outside Canada one year earlier (external migrants).



Clearwater County 2019 Community Profile

3.5 Language Characteristics

Table 10 indicates knowledge of Canada's official languages. Nearly 99.9% of residents in Clearwater County speak English, which is above the provincial figure. Only 0.1% of the population speaks neither official language (versus 1.5% in Alberta).



Table 10: Knowledge of Official Languages, 2019

Characteristics	Clearwater County	Clearwater County	Alberta
Total population	12,225	100.0%	100.0%
English only	11,821	96.7%	91.8%
French only	0	0.0%	0.1%
English and French	394	3.2%	6.6%
Neither English nor French	10	0.1%	1.5%

Source: McSweeney & Associates from Manifold Data Mining Inc. SuperDemographics 2019.

Moreover, Table 11 illustrates the most common languages outside of the official languages of Canada.

Table 11: Most Common Non-Official Languages Spoken, 2019

Characteristics	Clearwater County	Clearwater County %
Total population that speaks non-official languages	542	100%
Dutch	143	26%
German	143	26%
Italian	45	8%
Spanish	41	8%
Tagalog (Pilipino, Filipino)	40	7%

Source: McSweeney & Associates from Manifold Data Mining Inc. SuperDemographics 2019.



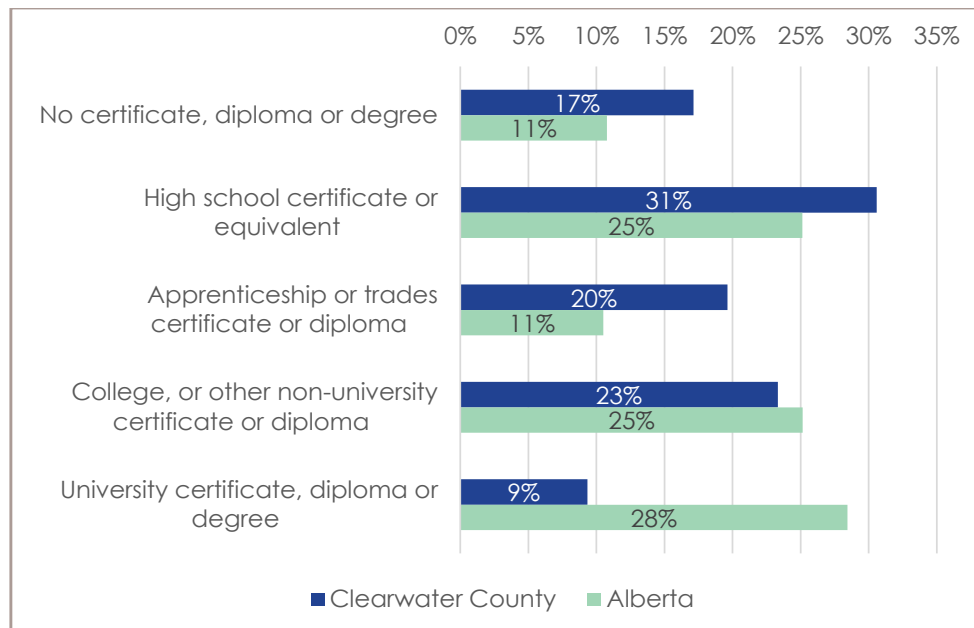
Clearwater County 2019 Community Profile

3.6 Level of Education

Figure 7 and Table 12 illustrate Educational Attainment for residents ages 25 to 64. Approximately, 31% completed only high school, while 52% reached post-secondary education. University level was reached by 9% of the population, 6% of which corresponds to attaining an education at the Bachelor level.



Figure 7: Educational Attainment, Age Group 25-64, 2019



Source: McSweeney & Associates from Manifold Data Mining Inc. SuperDemographics 2019.



Clearwater County 2019 Community Profile

Table 12: Educational Attainment, 2019

Characteristics ⁶	Clearwater County	Clearwater County	Alberta
Total population 25 to 64 years	6,525	100.0%	2,563,539
No certificate, diploma or degree	1,118	17%	10.8%
Secondary (high) school diploma or equivalency certificate	1,996	31%	25.1%
Postsecondary certificate, diploma or degree	3,411	52%	64.1%
Apprenticeship or trades certificate or diploma	1,280	20%	10.5%
Trades certificate or diploma other than Certificate of Apprenticeship or Certificate of Qualification	340	5%	3.0%
Certificate of Apprenticeship or Qualification	941	14%	7.5%
College, CEGEP or other non-university certificate or diploma	1,369	21%	21.9%
University certificate or diploma below bachelor level	153	2%	3.2%
University degree at Bachelor level or above	609	9%	28.4%
Bachelor's degree	417	6%	20.2%
University certificate or diploma above bachelor level	34	1%	1.4%

Source: McSweeney & Associates from Manifold Data Mining Inc. SuperDemographics 2019.

⁶ By highest certificate, diploma or degree obtained may not add up to 100% due to nested categories

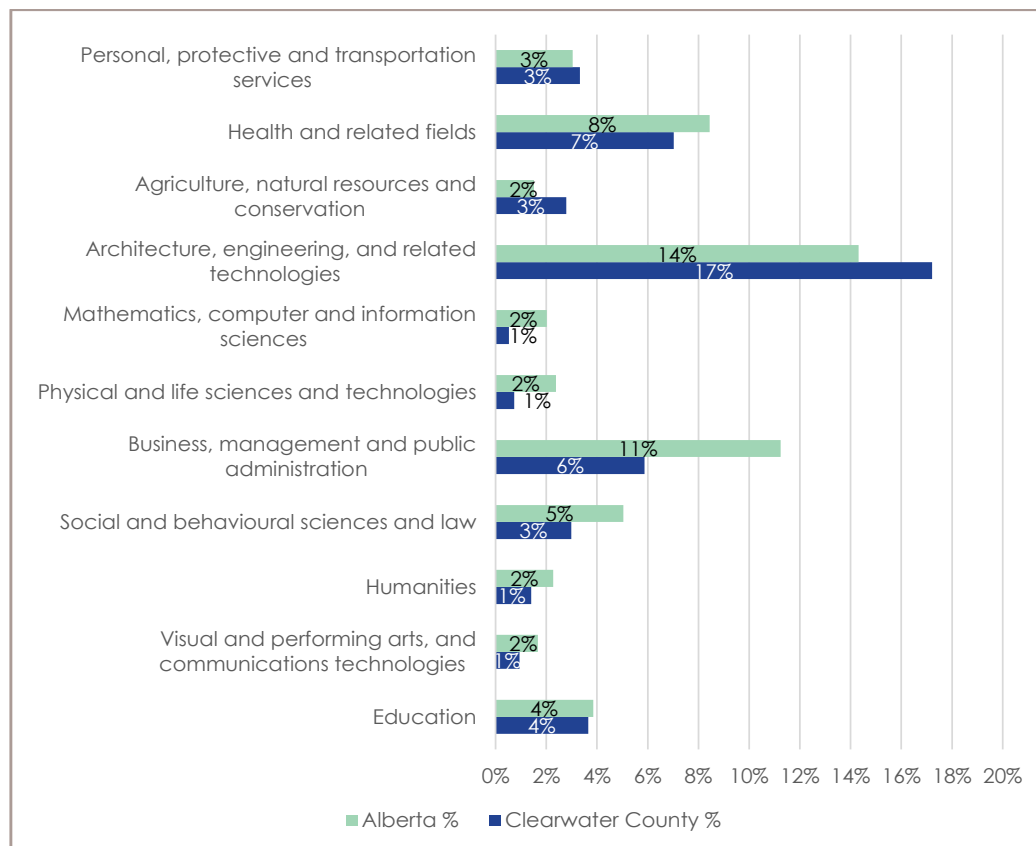


Clearwater County 2019 Community Profile

Major Fields of Study are coded based on the Classification of Instructional Programs (CIP) 2016, for the population aged 15 years and over in private households. It is collected for the highest certificate, diploma or degree above the high school or secondary school level.

Figure 8 illustrates the major fields of study of residents ages 15 years and older. 'Architecture, engineering and related technologies' is the most prominent field of study, with higher uptake in this field compared to the province.

Figure 8: Major Field of Study, Population Aged 15 Years or Older, 2019



Source: McSweeney & Associates from Manifold Data Mining Inc. SuperDemographics 2019.



Clearwater County 2019 Community Profile

The following table breaks down these major fields of study into more specific programs. Major Field of Study is collected for the highest certificate, diploma or degree above the high school or secondary school level.

Table 13: Major Field of Study, Population Aged 15 Years or Older, 2019

Description	Total	Male	Female
Total - population aged 15 years and over in private households.	10,002	5,135	4,866
No postsecondary certificate, diploma or degree	5,352	2,773	2,579
47. Mechanic and repair technologies/technicians	655	629	26
51. Health professions and related programs	648	92	556
52. Business, management, marketing and related support services	541	47	494
46. Construction trades	365	348	17
48. Precision production	357	336	21
15. Engineering technologies and engineering-related fields	271	234	38
12. Personal and culinary services	212	63	149
01. Agriculture, agriculture operations and related sciences	185	114	71
19. Family and consumer sciences/human sciences	119	9	110
03. Natural resources and conservation	94	65	29
50. Visual and performing arts	89	18	70
45. Social sciences	82	14	68
14. Engineering	75	63	11
39. Theology and religious vocations	71	45	25
43. Security and protective services	69	35	34
31. Parks, recreation, leisure and fitness studies	55	16	39
49. Transportation and materials moving	52	36	16
22. Legal professions and studies	50	11	39
11. Computer and information sciences and support services	48	33	15
44. Public administration and social service professions	46	0	46
24. Liberal arts and sciences, general studies and humanities	37	16	21
42. Psychology	32	5	27
26. Biological and biomedical sciences	23	5	19
40. Physical sciences	20	6	14
09. Communication, journalism and related programs	13	2	12
30C Other interdisciplinary physical and life sciences	12	6	6
38. Philosophy and religious studies	11	1	11
41. Science technologies/technicians	11	5	6
23. English language and literature/letters	8	2	6
30.01 Biological and physical sciences	7	4	3
10. Communications technologies/technicians and support services	5	2	3
54. History	5	1	4
16. Aboriginal and foreign languages, literatures and linguistics	4	1	3
27. Mathematics and statistics	3	1	2

Source: McSweeney & Associates from Manifold Data Mining Inc. SuperDemographics 2019. Note that since these are estimates, the male and female tally does not always add up to the Total

Jerry Pratt: Economic Development Officer
 Office: 403.845.4444 | Fax: 403.845.7330
 Email: JPratt@clearwatercounty.ca
 Web: clearwatercounty.ca/



Clearwater County 2019 Community Profile

4. LABOUR FORCE

4.1 Key Indicators

Clearwater County is home to a labour force of 6,924 persons strong. As shown in Table 14, the participation and employment rates are below that of Alberta. The unemployment rate is slightly higher than that of the province.



Table 14: Labour Force Characteristics, 2019

Characteristic	Clearwater County	Alberta
Total population 15 years and over	10,002	3,650,941
In the labour force	6,924	2,621,208
Employed	6,316	2,435,085
Unemployed:	607	186,123
Not in the labour force	3,078	1,029,732
Participation rate	69.2	71.8
Employment rate	63.2	66.7
Unemployment rate	8.8	7.1

Source: McSweeney & Associates from Manifold Data Mining Inc. SuperDemographics 2019.

Using a gender and age filter to view the labour force (Table 15) shows that males, particularly young males (ages 15 to 24), are driving unemployment. This breakdown also shows that females, particularly young females are the most underutilized labour groups (lowest participation rate).

Table 15: Labour Force Characteristics by Age and Gender, 2019

	Population 15 to 24 years old:					
	Clearwater County			Alberta		
	Total	Male	Female	Total	Male	Female
Participation rate (%)	65.2	70.3	59.5	65.6	65.7	65.5
Employment rate (%)	54.0	54.5	53.4	57.5	56.5	58.6
Unemployment rate (%)	17.2	22.4	10.3	12.3	14.0	10.5
	Population 25 years and over:					
	Clearwater County			Alberta		
	Total	Male	Female	Total	Male	Female
Participation rate (%)	69.9	76.0	63.6	72.9	78.8	67.1
Employment rate (%)	64.7	70.0	59.2	68.3	73.9	62.8
Unemployment rate (%)	7.4	7.8	6.9	6.3	6.2	6.4

Source: McSweeney & Associates from Manifold Data Mining Inc. SuperDemographics 2019.

Jerry Pratt: Economic Development Officer
Office: 403.845.4444 | Fax: 403.845.7330
Email: JPratt@clearwatercounty.ca
Web: clearwatercounty.ca/

| 22



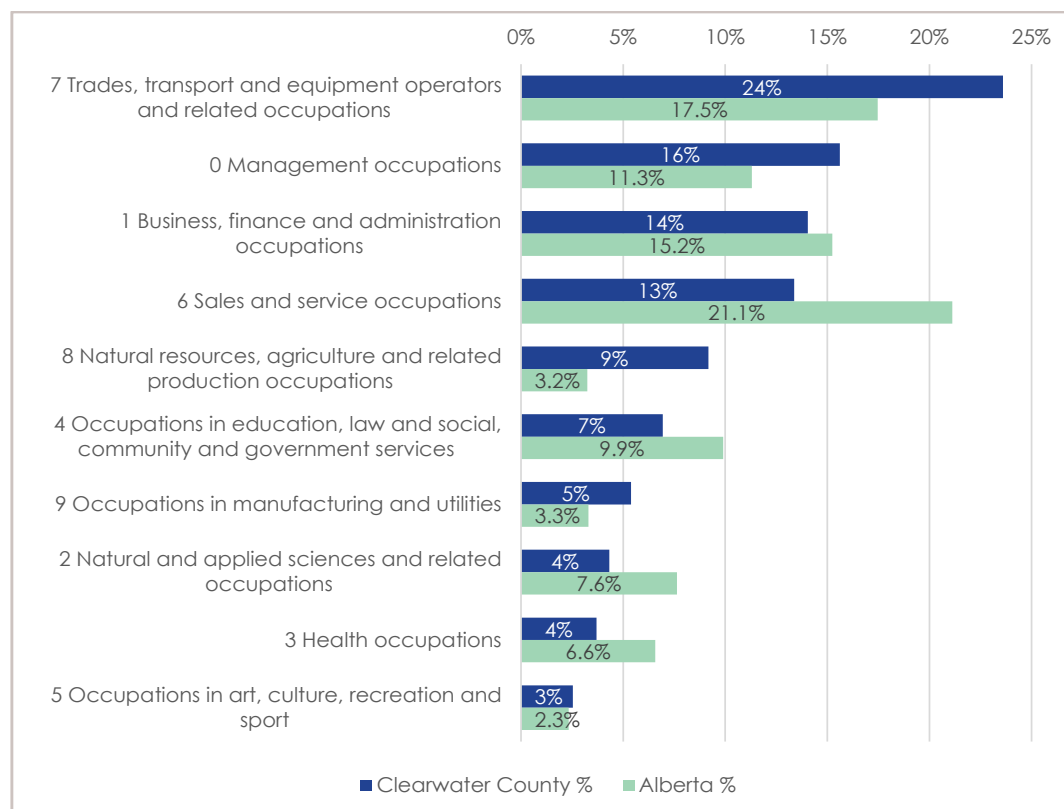
Clearwater County 2019 Community Profile

4.2 Labour Force by Occupation



Occupations refer to the kind of work performed by persons aged 15 years and over as determined by their kind of work and the description of the main activities in their job. The occupation data are produced according to the National Occupation Classification⁷ system. Figure 9 and Table 16 illustrate Clearwater County's labour force makeup by occupation at the 1 and 2-digit NOCS levels, respectively:

Figure 9: Labour Force by Occupation by 1-digit NOCS Code, 2019



Source: McSweeney & Associates from Manifold Data Mining Inc. SuperDemographics 2019.

¹⁰Occupation data are produced according to the NOC 2016:
<http://noc.esdc.gc.ca/English/noc/welcome.aspx?ver=16>



Clearwater County 2019 Community Profile

Table 16: Labour Force by Occupation, by 2-digit NOCS code, 2019

2-Digit National Occupational Classification (NOC) 2016	Clearwater Count	Clearwater County %	Alberta %
Total - occupation - National Occupational Classification (NOC) 2016	6924	100%	100%
Occupation - not applicable	92	1%	2%
All occupations	6831	99%	98%
07-09 Middle mngmt. in trades, transportation, production and utilities	762	11%	4%
75 Transport and heavy equipment operation and related maintenance	577	8%	5%
72 Industrial, electrical and construction trades	448	6%	7%
73 Maintenance and equipment operation trades	413	6%	3%
12 Administrative and financial supervisors and administrative	336	5%	5%
82 Supervisors and technical in natural resources, agriculture and related production	297	4%	1%
14 Office support occupations	286	4%	4%
67 Service support and other service occupations, n.e.c.	250	4%	5%
92 Processing, manufacturing & utilities supervisors & central control	235	3%	1%
44 Care providers and educational, legal and public protection support	232	3%	2%
22 Technical occupations related to natural and applied sciences	209	3%	3%
84 Workers in natural resources, agriculture and related production	205	3%	1%
64 Sales representatives and salespersons - Wholesale and retail trade	168	2%	4%
66 Sales support occupations	167	2%	3%
65 Service representatives and other customer and personal services	166	2%	4%
13 Finance, insurance and related business administrative occupations	154	2%	1%
06 Middle mgt. in retail and wholesale trade and customer services	149	2%	4%
01-05 Specialized middle management occupations	143	2%	3%
86 Harvesting, landscaping and natural resources labourers	132	2%	1%
40 Professional occupations in education services	127	2%	3%
15 Distribution, tracking and scheduling co-ordination occupations	119	2%	2%
52 Technical occupations in art, culture, recreation and sport	116	2%	2%
76 Trades helpers, construction labourers and related occupations	103	1%	2%
62 Retail sales supervisors and specialized sales occupations	100	1%	2%
32 Technical occupations in health	93	1%	2%
74 Other installers, repairers and servicers and material handlers	92	1%	1%
21 Professional occupations in natural and applied sciences	90	1%	4%
30 Professional occupations in nursing	84	1%	2%
11 Professional occupations in business and finance	76	1%	3%
63 Service supervisors and specialized service occupations	76	1%	3%
41 Professional occupations in law and social, community and government services	69	1%	2%

Jerry Pratt: Economic Development Officer
 Office: 403.845.4444 | Fax: 403.845.7330
 Email: JPratt@clearwatercounty.ca
 Web: clearwatercounty.ca/

| 24



Clearwater County 2019 Community Profile

2-Digit National Occupational Classification (NOC) 2016	Clearwater Count	Clearwater County %	Alberta %
94 Processing and manufacturing machine operators and related production workers	61	1%	1%
51 Professional occupations in art and culture	60	1%	1%
96 Labourers in processing, manufacturing and utilities	58	1%	1%
34 Assisting occupations in support of health services	50	1%	2%
42 Paraprofessional occupations in legal, social, community and education services	32	0%	2%
31 Professional occupations in health (except nursing)	29	0%	1%
00 Senior management occupations	27	0%	1%
43 Occupations in front-line public protection services	21	0%	1%
95 Assemblers in manufacturing	19	0%	0%

Source: McSweeney & Associates from Manifold Data Mining Inc. SuperDemographics 2019.



Jerry Pratt: Economic Development Officer
 Office: 403.845.4444 | Fax: 403.845.7330
 Email: JPratt@clearwatercounty.ca
 Web: clearwatercounty.ca/



Clearwater County 2019 Community Profile

4.3 Labour Force by Industry

The total labour force population, aged 15 years and over, can be classified by Industry based on the North American Industry Classification System (NAICS) ⁸

As shown in Table 17, the largest percentage of the labour force is employed in mining, quarrying, and oil and gas extraction (14%), and Construction (13%) industries, which accounts for a larger percentage of the population compared to the same industries in Alberta.



Table 17: Labour Force by Industry, 2019

Characteristic	Clearwater County	Clearwater County	Alberta
Total labour force 15 years and over	6,924	100%	100.0%
Industry - not applicable	92	1%	2%
All industries	6,831	99%	98%
21 Mining, quarrying, and oil and gas extraction	994	14%	6%
11 Agriculture, forestry, fishing and hunting	915	13%	3%
23 Construction	821	12%	10%
44-45 Retail trade	535	8%	11%
62 Health care and social assistance	450	6%	10%
81 Other services (except public administration)	421	6%	5%
61 Educational services	374	5%	6%
54 Professional, scientific and technical services	322	5%	7%
48-49 Transportation and warehousing	304	4%	5%
72 Accommodation and food services	292	4%	7%
31-33 Manufacturing	257	4%	5%
91 Public administration	248	4%	5%
56 Administrative and support, waste management	210	3%	4%
52 Finance and insurance	176	3%	3%
41 Wholesale trade	167	2%	4%
71 Arts, entertainment and recreation	99	1%	2%
22 Utilities	95	1%	1%
53 Real estate and rental and leasing	87	1%	2%
51 Information and cultural industries	46	1%	2%
55 Management of companies and enterprises	18	0%	0%

Source: McSweeney & Associates from Manifold Data Mining Inc. SuperDemographics 2019.

⁸ North American Industry Classification System 2012:

<http://www23.statcan.gc.ca/imdb/p3VD.pl?Function=getVD&TVD=118464>



Clearwater County 2019 Community Profile

4.4 General Wages by Occupation

Below is a list of the highest-paying occupations in Clearwater County for 2019.



Table 18: General Wages by Occupation⁹

Description	2018 Avg. Hourly Wages	2018 Median Hourly Wages	2018 Median Wages
Central control and process operators, petroleum, gas and chemical processing	\$44.13	\$43.53	\$90,535.82
Registered nurses and registered psychiatric nurses	\$40.30	\$42.07	\$87,504.91
Contractors and supervisors, oil and gas drilling and services	\$41.77	\$40.22	\$83,659.88
Steamfitters, pipefitters and sprinkler system installers	\$39.33	\$39.75	\$82,678.02
Contractors and supervisors, heavy equipment operator crews	\$40.58	\$38.61	\$80,309.59
Construction millwrights and industrial mechanics	\$39.21	\$38.21	\$79,477.32
Inspectors in public and environmental health and occupational health and safety	\$40.59	\$37.96	\$78,966.27
Heavy-duty equipment mechanics	\$37.57	\$37.29	\$77,556.88
Retail and wholesale trade managers	\$37.94	\$35.94	\$74,759.41
Elementary school and kindergarten teachers	\$34.90	\$35.64	\$74,120.85
Secondary and elementary school teachers and educational counsellors, n.e.c.	\$34.85	\$35.38	\$73,599.38
Oil and gas well drillers, servicers, testers and related workers	\$37.42	\$34.57	\$71,906.81
Paramedical occupations	\$34.00	\$32.90	\$68,437.88
Heavy equipment operators (except crane)	\$31.26	\$31.27	\$65,031.28
Welders and related machine operators	\$32.41	\$31.07	\$64,623.98
Oil and gas well drilling and related workers and services operators	\$32.30	\$30.58	\$63,613.05
Transport truck drivers	\$30.94	\$29.26	\$60,870.44
Carpenters	\$29.81	\$28.40	\$59,081.23
Administrative officers	\$29.35	\$27.11	\$56,381.25
Oil and gas drilling, servicing and related labourers	\$28.01	\$26.39	\$54,886.09
General office support workers	\$26.71	\$25.89	\$53,844.51
Accounting technicians and bookkeepers	\$27.35	\$25.33	\$52,679.39
Social and community service workers	\$26.39	\$24.16	\$50,261.12
Material handlers	\$27.04	\$23.49	\$48,865.26
Accounting and related clerks	\$24.06	\$23.33	\$48,531.96
Administrative assistants	\$23.83	\$23.18	\$48,208.91

⁹ For more wage rates please visit:
www.jobbank.gc.ca/LMI_report_area.do?&area=29315&reportOption=wage



Clearwater County 2019 Community Profile

Description	2018 Avg. Hourly Wages	2018 Median Hourly Wages	2018 Median Wages
Elementary and secondary school teacher assistants	\$25.50	\$23.10	\$48,049.17
Professional occupations in religion	\$23.84	\$22.78	\$47,379.09
Nurse aides, orderlies and patient service associates	\$23.90	\$22.69	\$47,203.35
Retail sales supervisors	\$23.66	\$22.00	\$45,763.65
Construction trades helpers and labourers	\$23.49	\$21.30	\$44,313.50
Agricultural service contractors, farm supervisors and specialized livestock workers	\$25.32	\$21.16	\$44,021.25
General farm workers	\$22.22	\$20.03	\$41,658.32
Receptionists	\$20.61	\$19.44	\$40,445.56
Landscaping and grounds maintenance labourers	\$22.14	\$19.22	\$39,976.72
Janitors, caretakers and building superintendents	\$20.33	\$19.14	\$39,808.67
Early childhood educators and assistants	\$21.18	\$18.50	\$38,477.53
Cooks	\$18.83	\$17.23	\$35,845.47
Light duty cleaners	\$16.24	\$15.48	\$32,194.06
Retail salespersons	\$17.40	\$15.24	\$31,694.20
Food counter attendants, kitchen helpers and related support occupations	\$15.29	\$13.83	\$28,770.11
Cashiers	\$15.00	\$13.59	\$28,274.33

Source: EMSI 2019.Q1



Jerry Pratt: Economic Development Officer
 Office: 403.845.4444 | Fax: 403.845.7330
 Email: JPratt@clearwatercounty.ca
 Web: clearwatercounty.ca/

| 28

Page 35 of 80

Page 99 of 166



Clearwater County 2019 Community Profile

4.5 Place of Work

Tables 19 and 20 provide information on persons reporting a "usual place of work other than in their home or outside of Canada", and reveals the following regarding labour force commuting:



- More than half (87%) of the Clearwater County labour force works outside of the community. Most residents that work outside the community commute to the Rocky Mountain House.
- About half (49%) of the persons working in Clearwater County are not residents in Clearwater County.
- Most of the non-residents working in Clearwater County are from Caroline, Sundre, and Rocky Mountain House

Table 19: Where Clearwater County Resident Labour Force Works, 2016

Place of Work	Total	Male	Female
Rocky Mountain House, T	2,065	900	1,165
Clearwater County, MD	400	175	230
Red Deer, CY	175	75	100
Eckville, T	165	65	95
Sundre, T	70	30	40
Calgary, CY	55	30	30
Red Deer County, MD	45	30	20
Sylvan Lake, T	40	25	15
Rimbey, T	35	10	30
Big Horn 144A, IRI	30	20	10
Innisfail, T	25	10	15
Lacombe, CY	25	15	10
Wood Buffalo, SM	20	20	0
Total workforce residing in Clearwater County	3,150	1,405	1,760
Total resident labour force with a usual place of work outside the county	2,750	1,230	1,530
Percent of residents declaring a place of work outside of the county	87%	88%	87%

Source: Statistics Canada, 2016 Census of Population, Statistics Canada Catalogue no. 98-400-X2016325.



Clearwater County 2019 Community Profile

Table 20: Place of Residence for Persons Working in Clearwater County, 2016

Place of Residence / Place of Work	Total	Male	Female
Clearwater County, MD	400	175	230
Caroline, VL	70	35	40
Sundre, T	50	25	25
Rocky Mountain House, T	50	25	25
Sylvan Lake, T	45	30	15
Eckville, T	40	20	15
Red Deer, CY	30	15	15
Lacombe County, MD	30	10	15
Mountain View County, MD	25	10	20
Red Deer County, MD	20	0	10
Innisfail, T	20	20	10
Total workforce working in the county	780	365	420
Total non-resident workforce commuting to work to the county	380	190	190
Percent of workers (non-residents) commuting to work in the county	49%	52%	45%

Source: Statistics Canada, 2016 Census of Population, Statistics Canada Catalogue no. 98-400-X2016325.



Jerry Pratt: Economic Development Officer
 Office: 403.845.4444 | Fax: 403.845.7330
 Email: JPratt@clearwatercounty.ca
 Web: clearwatercounty.ca/

| 30



Clearwater County 2019 Community Profile

5. TRANSPORTATION AND SHIPPING

5.1 Highways



Clearwater County is located 82 kilometres west of Red Deer, along Highway 11, which connects to Highway 2 –the main north-south highway in Alberta, which provides access to both the southern border, as well as western Alberta, the Canamex Trade Corridor and British Columbia and its tidewater, linking Canada to East Asia markets. Clearwater County is near 2 international airports – Edmonton International Airport, and Calgary International Airport, both approximately 2 hours away.

Average Annual Daily Traffic (AADT) Counts 2018:

Highway 11: From Cline River to Nordegg
Distance (km): 46 km
Weighted Annual Average Daily Traffic (AADT): 760

Highway 11: Nordegg
Distance (km): 3.5 km
Weighted Annual Average Daily Traffic (AADT): 900

Highway 11: From Nordegg to Lockout Road, Alexa
Distance (km): 27 km
Weighted Annual Average Daily Traffic (AADT): 990

Highway 11: From Lockout Road, Alexa to HWY 11A
Distance (km): 51 km
Weighted Annual Average Daily Traffic (AADT): 1,550

Highway 11: From HWY 22 to HWY 761
Distance (km): 17.5 km
Weighted Annual Average Daily Traffic (AADT): 4,680

Highway 11A: From HWY 756 to HWY 22
Distance (km): 5.5 km
Weighted Annual Average Daily Traffic (AADT): 3,600

Highway 22: From HWY 13 to HWY 53
Distance (km): 27 km
Weighted Annual Average Daily Traffic (AADT): 1,810

Highway 22: From HWY 11 to HWY 598
Distance (km): 3.5 km
Weighted Annual Average Daily Traffic (AADT): 7,200

Highway 22: HWY 11 to HWY 591
Distance (km): 25 km
Weighted Annual Average Daily Traffic (AADT): 2,370

Source: <http://www.transportation.alberta.ca/mapping/>

Jerry Pratt: Economic Development Officer
Office: 403.845.4444 | Fax: 403.845.7330
Email: JPratt@clearwatercounty.ca
Web: clearwatercounty.ca/

| 31



Clearwater County 2019 Community Profile

The Town includes, within its borders, Highway 11. Highway 2 is the main north-south highway in Alberta, connecting the county to various urban centres, and border crossings as specified below:

Table 21: Distance to Major Urban Centres

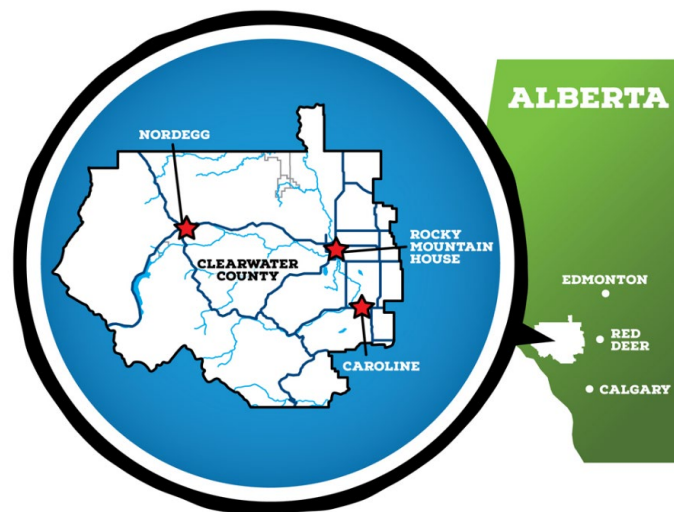
Distance to Major Urban Centres		
Location	Distance (km)	Distance (miles)
Red Deer	82	51
Calgary	213	132
Edmonton	215	134
Lethbridge	423	263
Medicine Hat	488	303
Fort McMurray	655	407

Source: McSweeney & Associates from Google Maps

Table 22: Distance to Major US Border Crossings

Distance to Major US Border Crossings		
Border Crossing	Distance (km)	Distance (miles)
Carway (Hwy 2)	464	288
Del Bonita (Hwy 2)	492	306
Sweetgrass (Hwy 4)	525	326
Aden (Hwy 1)	604	375

Source: McSweeney & Associates from Google Maps





Clearwater County 2019 Community Profile

5.2 Rail Services

The nearest commercial rail services are Edmonton and Calgary, which are serviced by both CN Rail and Canadian Pacific. Red Arrow operates a bus line connecting Red Deer to passenger trains in Edmonton.



VIA Rail and Red Arrow Bus

The closest VIA Rail station is in the City of Edmonton. There is a Red Arrow Bus that connects Red Deer to Edmonton VIA Rail services -

<https://www.viarail.ca/en>

CN Rail

CN Rail runs east and west in the eastern part of Clearwater County. Near Red Deer it connects with main lines going north and south or further east. While there is no official station, there are companies along the line in the county that have drop-off and loading docks. CN provides shippers with more options and greater reach in the rapidly expanding market for north-south trade.

Closest CN Intermodal Station (with speed gate)

Edmonton, AB
12311 – 184th Street NW, T5V 1T3
Phone: 1-866-896-6601
Port Code: 702
Mon-Sun: 24 hours daily

Canadian Pacific

CP has numerous routing options across Canada and through the U.S. as well as excellent North American reach through gateways with all Class I railways. CP has extensive Canadian and U.S. short line partners and serves to lead Atlantic and Pacific port facilities.

Canadian Head Office:

Canadian Pacific
7550 Ogden Dale Road S.E.
Calgary, AB T2C 4X9
Canada
1-888-333-6370

Closest Transload Facility:

Edmonton TFR
6040 - 99 Street
Edmonton, AB
Phone: 403-319-6476

Closest Intermodal Facility:

Edmonton Intermodal
Terminal
10155 – 39 Ave NW
Edmonton, AB
Phone: 1-888-333-8111

Jerry Pratt: Economic Development Officer
Office: 403.845.4444 | Fax: 403.845.7330
Email: JPratt@clearwatercounty.ca
Web: clearwatercounty.ca/



Clearwater County 2019 Community Profile

5.3 Airports

Clearwater County has access to two international airports within 1.5 hours' drive time: Edmonton International Airport and Calgary International Airport. The regional airports that serve Clearwater County are listed below.



Table 23: Regional Airports

Name	Location
Edmonton International Airport	1000 Airport Rd, Edmonton International Airport, AB T9E 0V3 Code: YEG Elevation: 723 m Phone: (780) 890-8900
Calgary International Airport	Address: 2000 Airport Rd NE, Calgary, AB T2E 6W5 Code: YYC Elevation: 1,084 m Phone: (403) 735-1200
Clearwater Airport	Address: Caroline, AB T0M 0M0
Red Deer Airport	Address: 3801 Airport Dr, Springbrook, AB T4S 2E8 Code: YQF Elevation: 905 m Phone: (403) 886-4388
Lacombe Airport	Address: 3910 63 Ave, Lacombe, AB T4L 0E5 Elevation: 848 m Phone: (403) 896-7175
Ponoka Industrial (Labrie Field) Airport	Address: Ponoka County, AB T0C 0Y0 Elevation: 814 m Phone: (403) 704-4114
Rimbey Airport	Address: Rimbey, AB T0C 2J0 Elevation: 903 m Phone: (403) 886-4547
Innisfail Airport	Address: Markerville, AB T0M 1M0 Elevation: 920 m
Rocky Mountain House Airport	Address: Clearwater County, AB T0M 0C0 Code: YRM Elevation: 989 m Phone: (403) 845-4742


Source: McSweeney & Associates from Google Maps



Clearwater County 2019 Community Profile

6. TAXES AND UTILITIES

This section describes the taxes (local, provincial and federal), cost of water and sewer connections, waste management sites, and natural gas and electricity rates.



6.1 Local Property Tax Rates

Table 24: Local Property Tax Rates, 2019

2018 Rate – Combined (Town, County and Education)				
	Residential	Non-residential	Farmland	Machinery and Equipment
Municipal	0.0026644	0.0079942	0.0043850	0.0079942
Seniors Foundation	0.0000818	0.0000818	0.0000818	0.0000818
DI Property	0.0000342	0.0000342	0.0000342	0.0000342
School				
ASFF				
Opted-Out School	0.0025548	0.0034574	0.0025548	
Boards	0.0025548	0.0034574	0.0025548	
School	0.0000409	0.0000409	0.0000409	
Uncollectable Taxes				

Source: Clearwater County

6.2 Federal and Provincial Income Tax Rates

Table 25: Corporate Taxes – General Corporation (2019 – 2020)

Combined Federal and Provincial – Non-Canadian Controlled	2019	2020
General/Manufacturing and Processing/Investment	25.0%	25.0%
General; Active Business Income	26.5%	26.5%

Source: McSweeney & Associates from <https://home.kpmg/content/dam/kpmg/ca/pdf/2019/04/substantively-enacted-income-tax-rates-for-gen-corp-for-2019-and-beyond.pdf>



Clearwater County 2019 Community Profile

Table 26: Corporate Taxes – Canadian Controlled (2019 – 2020)

Combined Federal and Provincial - Canadian Controlled	2019	2020
Small Business Income (less than \$500,000)	11.0%	11.0%
General; Active Business Income	27.0%	27.0%
Manufacturing and Processing/Investment	25.0%	25.0%

Source: McSweeney & Associates from <https://home.kpmg/content/dam/kpmg/ca/pdf/2019/04/substantively-enacted-income-tax-rates-for-ccpc-for-2019-and-beyond.pdf>

Table 27: Sales Tax, Alberta

Sales Tax	2019
Federal GST (sales tax)	5%
Provincial GST (sales tax)	0%

Source: <https://www.taxtips.ca/salestaxes/sales-tax-rates-2019.htm>

Table 28: Personal Income Tax, 2017-2018

Tax Rate	Tax Bracket (2017)	Tax Bracket (2018)
10%	Up to \$126,625	Up to \$128,145
12%	\$126,625.01 to \$151,950	\$128,145.01 to \$153,773
13%	\$151,950.01 to \$202,600	\$153,773.01 to \$205,031
14%	\$202,600.01 to \$303,900	\$205,031.01 to \$307,547
15%	\$303,900.01 and up	\$307,547.01 and up

Source Government of Alberta: <https://www.alberta.ca/personal-income-tax.aspx>



Clearwater County 2019 Community Profile

6.3 Water/Wastewater and Waste Management

- Clearwater County owns and maintains three communal sewer systems within the Hamlets of Leslieville, Condor, and Nordegg townsite.
- Municipal sewer service is not available in most rural areas.
- Similarly, municipal water service is not available in most areas of the County so you will have to locate an alternative supply, most commonly a water well.
- Clearwater County does not provide household waste removal. You will need to haul your household waste and recyclables to the landfill or one of several transfer sites within Clearwater County.



Source: <http://www.clearwatercounty.ca/Home/DownloadDocument?docId=03cc0447-6bc8-4456-9691-9e301761c7d6>

The Town is serviced by the City of Red Deer Waste Management Facility for landfill services. The following table provides hours of operation and tipping fees for the landfill.



Table 29: Landfill and Tipping Fees

Waste Management 2019	
Landfill	
Site, Address and Contact	Rocky Regional Landfill 5313 44 Street Rocky Mountain House, AB T4T 1A3 Phone: 403-845-4121 Fax: 403-845-6350
Operation Hours	Landfill Scale Office 403-845-4580 Summer Hours: April 15 - September 15 Monday – Friday: 8 am - 5 pm Saturday and Sunday: Closed Winter Hours: September 16 - April 14 Monday – Friday: 8 am - 5 pm Saturday and Sunday: Closed ALL FACILITIES ARE CLOSED STATUTORY HOLIDAYS with the exception of Nordegg

Sources: <http://www.myrockywaste.com/landfill>

Jerry Pratt: Economic Development Officer
 Office: 403.845.4444 | Fax: 403.845.7330
 Email: JPratt@clearwatercounty.ca
 Web: clearwatercounty.ca/

| 37



Clearwater County 2019 Community Profile

Transfer Stations		
Site Name	Location	Operation Hours
Caroline Transfer Station	SW-18-36-6 W5M *Near* Range Road 65A (386 meters SE), Clearwater County, AB	Sunday 10 am - 2 pm Tuesday 2:30 pm - 5 pm (6 pm in summer) Wednesday 2:30 pm - 5 pm (6 pm in summer) Saturday 2:30 pm - 5 pm (6 pm in summer)
Crammond Transfer Station	SW-16-35-5 W5M	Sunday 2:30 pm - 5 pm (6 pm in summer) Tuesday 10 am - 2 pm Wednesday 10 am - 2 pm Saturday 10 am - 2 pm
Leslieville Transfer Station	SE-2-39-5 W5M	Tuesday 10 am - 5 pm (6 pm in summer) Wednesday 10 am - 5 pm (6 pm in summer) Saturday 10 am - 2 pm
Crossroads Transfer Station	SE-26-40-5 W5M *Near* 761 Highway (226 meters NE) Clearwater County, AB	Thursdays - 10 am-5 pm (6 pm in summer) Saturday - 2:30-5 pm (6 pm in summer)
Cow Lake Transfer Station	SW-26-38-8 W5M 384034 752 Highway Clearwater County, AB	Sunday 2:30-5 pm (6 pm in summer) Wednesday 10-2 pm
Everdell Transfer Station	SE-3-38-7 W5M 71675 Township Road 380 Clearwater County, AB	Sunday - 10-2 pm Wednesday - 2:30-5 pm (6 pm in summer)
Nordegg Transfer Station	*Near* 734 Highway (0.5 km NE) Clearwater County, AB SW 32-40-15 W5M	Sunday 12 am - 5 pm (6pm in summer) Monday 10am - 2 pm Wednesday 2:30pm - 5 pm (6pm in summer)
Faraway Transfer Station	NE 10 43-6 W5M *Near* 53 Highway (405 meters S) Clearwater County, AB	Tuesday 10 am - 2 pm Saturday 2:30 pm - 5 pm (6 pm in summer)
Rocky Transfer Station	5313 44th Avenue Rocky Mountain House, AB T4T-1A3	Open Monday thru Saturday 8 am - 6 pm year around

Sources: <http://www.myrockywaste.com/transfer-stations>

Jerry Pratt: Economic Development Officer
Office: 403.845.4444 | Fax: 403.845.7330
Email: JPratt@clearwatercounty.ca
Web: clearwatercounty.ca/

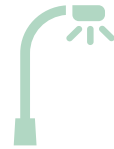
| 38



Clearwater County 2019 Community Profile

6.4 Electricity

In Clearwater County, ATCO Electric is the provider of the electrical infrastructure, but there are numerous retailers that residents and businesses may purchase their services from. Click here for a complete list of retailer and price comparisons: <https://ucahelps.alberta.ca/>



Service Provider #1 ATCO Electric

Head Office Address: 5302 Forand Street SW
Calgary, Alberta, Canada T3E 8B4
Phone: 403-292-7500

Table 30: Commercial Rates

Small General Service	Transmission Component	Distribution Component	Total Distribution Tariff
For the first 6.575 kWh /kW of Capacity/day	0.5626¢/kWh	1.323¢/kWh	1.8856¢/kWh
All additional kWh	All additional kWh 0.5626¢/kWh	—	0.5626¢/kWh
For the first 2 kW of Capacity	\$0.2407¢/kW-day	\$0.53738¢/kW-day	\$0.77808/kW-day
All additional kW of Capacity	\$0.2407¢/kW-day	\$0.27355¢/kW-day	\$0.51425/kW-day
Oil and Gas Service	Transmission Component	Distribution Component	Total Distribution Tariff
Service Charge for the first 3 kW of Capacity y	\$0.2972¢/kW-day	\$0.85004¢/kW-day	\$1.14724/kW-day
For the next 12 kW of Capacity	\$0.2972¢/kW-day	\$0.61202¢/kW-day	\$0.90922/kW-day
For all additional kW of Capacity greater than 15 kW	\$0.2972¢/kW-day	\$0.57835¢/kW-day	\$0.87555/kW-day
For all kWh delivered	0.5701¢/kWh	—	0.5701¢/kWh

Source: Fortis Alberta: https://www.fortisalberta.com/docs/default-source/default-document-library/2019-april-rates-options-riders.pdf?sfvrsn=ab359f1b_4#page=11&zoom=100.0.158

Jerry Pratt: Economic Development Officer
Office: 403.845.4444 | Fax: 403.845.7330
Email: JPratt@clearwatercounty.ca
Web: clearwatercounty.ca/



Clearwater County 2019 Community Profile

Table 31: General and Large Service Rates, 2019

General Service	Transmission Component	Distribution Component	Total Distribution Tariff
Charge for the first 50 kW of Capacity	\$0.12305¢/kW-day	\$0.24768¢/kW-day	\$0.37073/kW-day
For the next 450 kW of Capacity	\$0.12305¢/kW-day	\$0.11115¢/kW-day	\$0.23420/kW-day
For all kW of Capacity greater than 500 kW	\$0.12305¢/kW-day	\$0.08493¢/kW-day	\$0.20798/kW-day
For all kWh delivered	0.5759¢/kWh	—	0.5759¢/kWh
Large Service	Transmission Component	Distribution Component	Total Distribution Tariff
Service Charge	—	\$20.35¢/day	\$20.35/day
For all kW of Capacity	\$0.10636¢/kW-day	\$0.02045¢/kW-day	\$0.12681/kW-day
For each Contract kilometer	—	\$17.79¢/km-day	\$17.7900/km-day
For all kWh delivered	0.5588¢/kWh	—	0.5588¢/kWh
For all kW of Peak Metered Demand	\$0.23467¢/kW-day	—	\$0.23467/kW-day

Source: Fortis Alberta: https://www.fortisalberta.com/docs/default-source/default-document-library/2019-april-rates-options-riders.pdf?sfvrsn=ab359f1b_4#page=11&zoom=100,0,158



Clearwater County 2019 Community Profile

Service Provider 2: ATCO Electric

Head Office Address: 5302 Forand Street SW
 Calgary, Alberta, Canada T3E 8B4
 Phone: 403-292-7500

General Residential Service - Effective January 1, 2019	
Distribution Charges	Rate
Transmission Volumetric Rate	3.90 ¢/kWh
Distribution Volumetric Rate	7.44 ¢/kWh
Daily Distribution Rate	104.95 ¢/day
Daily Service Rate	30.26 ¢/day
Price Adjustments - the following price adjustments (riders) may apply:	
<ul style="list-style-type: none"> • Municipal Assessment (Rider A) • Balancing Pool Adjustment (Rider B) • Temporary Adjustment (Rider G) • Interim Adjustment (Rider J) • SAS Adjustment (Rider S) 	
Standard Small General Service<500 kW - Effective January 1, 2019	
Distribution Charges	Rate
Transmission Volumetric Rate - first 200 kWh per billing cycle	1.15 ¢/kWh
Transmission Volumetric Rate - in excess of 200 kWh per billing cycle	1.15 ¢/kWh
Distribution Volumetric Rate	4.46¢/kWh
Daily Distribution Rate	9.41 ¢/day
Daily Service Rate	43.24 ¢/day
Daily Demand Rate	23.68 ¢/kW/day
Daily Transmission Rate	18.82 ¢/kW/day
Power Factor Correction - where a Customer's power factor is found to be less than 90%, the Company may require the Customer to install corrective equipment.	
Price Adjustments - the following price adjustments (riders) may apply:	
<ul style="list-style-type: none"> • Municipal Assessment (Rider A) • Balancing Pool Adjustment (Rider B) • Temporary Adjustment (Rider G) • Interim Adjustment (Rider J) • SAS Adjustment (Rider S) 	

Source: <https://www.atco.com/en-ca/for-home/electricity/rates-billing/regulatory.html>

Jerry Pratt: Economic Development Officer
 Office: 403.845.4444 | Fax: 403.845.7330
 Email: JPratt@clearwatercounty.ca
 Web: clearwatercounty.ca/

| 41



Clearwater County 2019 Community Profile

Service Provider #3: Blue Mountain Power Co-op

4920 - 43 Street, PO Box 1538
Rocky Mountain House, Alberta
T4T 1B2 Canada

Rate for August 2019

Blue Mountain Power's Calculated Normal Monthly Rate 10.05 cents

6.5 Natural Gas

ROCKY GAS CO-OP Ltd.

4922 43 St
Box 697
Rocky Mountain House, Alberta



Table 32: Natural Gas Distribution - Service Rates

Rates	
Co-op Distribution Cost	\$1.60 Per Gigajoule
Co-op Operating Charge	\$29.00 Per Month *
Urban Service Installation **	\$ 5,251.00
Rural Service Installation **	\$ 6,616.00
New Service (Infill) Construction Financing	6%

* The Operating Charge is to defer some operating costs and does not include calls for service or repair. These items are billed separately.

** Urban and Rural Service Installation Price include installation, GST, and \$1.00 Co-op Membership fee.

Source: <https://www.rockygas.ca/rates.htm>

Jerry Pratt: Economic Development Officer
Office: 403.845.4444 | Fax: 403.845.7330
Email: JPratt@clearwatercounty.ca
Web: clearwatercounty.ca/

| 42



Clearwater County 2019 Community Profile

7. DEVELOPMENT RELATED FEES



7.1 Building and Development Planning Fees

Table 33: Building and Development Planning Fees

Development Permits	Fee (last updated 2017)
Standard Permitted	\$150.00
Standard Discretionary	\$250.00
Resort/Campground	\$500.00
Recreation/Golf Course	\$500.00
Natural Resource/Aggregate Extraction	\$1,000.00

Source: <http://www.clearwatercounty.ca/Home/DownloadDocument?docId=f795251a-a898-4b08-ba47-2e96d7310045>

Subdivision	Fee (last updated 2017)
Boundary Adjustment	\$500.00
First Parcel Out	\$600.00
Fragmented Parcel	\$500.00 + Lot Fees
Multi-Lot Subdivision	\$500.00 + Lot Fees
Lot Fees – Per Parcel	\$150.00
Subdivision Endorsement Fees	
Single Residential Parcel & Boundary Adjustment	\$150.00
Fragmented Parcel	\$150.00 (+\$100.00 per additional lot)
Single Industrial/Commercial	\$200.00
Multi-Lot Residential	\$100.00 per lot
Multi-Lot Industrial/Commercial	\$150.00 per lot
Subdivision Offsite Levy	
Off-Site Levy – Per Parcel	\$200.00
Subdivision Time Extension	
First Time Request	\$100.00
Additional Requests	\$200.00
Subdivision Refunds	
Prior to Circulation	100% refund of fee
After Circulation	75% refund of fee
After Site Inspection	No Refund

Source: <http://www.clearwatercounty.ca/Home/DownloadDocument?docId=f795251a-a898-4b08-ba47-2e96d7310045>



Clearwater County 2019 Community Profile

Real Property Report	Fee (last updated 2017)
Real Property Report – Compliance Request	\$80.00

Source: <http://www.clearwatercounty.ca/Home/DownloadDocument?docId=f795251a-a898-4b08-ba47-2e96d7310045>

Appeals	Fee (last updated 2017)
Development Permit Appeal*	\$300.00
Subdivision Appeal*	\$300.00

* Appeal fees are non-refundable. However, should the appeal be withdrawn before six working days (i.e. working days do not include Saturdays, Sundays or holidays) of the scheduled date of appeal where the date of the appeal is deemed to be one of the six days, the appeal fee will be 75 percent refunded.

Source: <http://www.clearwatercounty.ca/Home/DownloadDocument?docId=f795251a-a898-4b08-ba47-2e96d7310045>

Land Use Amendment	Fee (last updated 2017)
Rezone to:	
“A” “CR” “CRA” “CRMI” “HR” “LR” “RR” “RE”	\$500 + \$100 per lot
“P” “LI” “IA”	\$500 + \$35 per acre
“I” “HD” “HC” “RF” “MHP”	\$1000 + \$35 per acre
Land Use Amendment Refunds	
After First Reading	50% refund of fee
After Second Reading	25% refund of fee

Source: <http://www.clearwatercounty.ca/Home/DownloadDocument?docId=f795251a-a898-4b08-ba47-2e96d7310045>





Clearwater County 2019 Community Profile

8. BUSINESS SUPPORT PROGRAMS AND SERVICES

8.1 National and Provincial Support Organizations



The following organizations support businesses by facilitating commercialization, workforce development, research and development, export growth and, raising capital funding. For a complete list of funding, grants and tax credits available to businesses locating in Clearwater County please visit the [Appendix](#) at the end of this document.

Table 34: Nation-Wide Business Support

Federal Programs/Agencies	
Name	URL
Industry Canada: Information for Businesses	https://www.canada.ca/en/services/business.html
Canadian Chamber of Commerce	http://www.chamber.ca/
Invest in Canada	https://www.international.gc.ca/investors-investisseurs/index.aspx?lang=eng
Futurpreneur Canada	http://www.futurpreneur.ca/en/
Business Development Bank of Canada	https://www.bdc.ca/en/pages/home.aspx
Canada Business Network	https://www.canada.ca/en/services/business.html
Export Development Canada	http://www.edc.ca/en/Pages/default.aspx
Innovation, Science and Economic Development Canada	http://www.ic.gc.ca/eic/site/icgc.nsf/eng/home
Human Resources and Skills Development Canada: Jobs and Training	https://www.canada.ca/en/services/jobs.html
National Research Council of Canada	https://nrc.canada.ca/en
Fundica	https://www.fundica.com/
CoopZone	http://www.coopzone.coop/
Tools and Financing for Aboriginal Business	https://www.ccab.com/ffab/
Indigenous Business Services	https://canadabusiness.ca/programs/aboriginal-business-development-services-1/
Start Up Canada	https://www.startupcan.ca/

Source: McSweeney & Associates

Jerry Pratt: Economic Development Officer
Office: 403.845.4444 | Fax: 403.845.7330
Email: JPratt@clearwatercounty.ca
Web: clearwatercounty.ca/



Clearwater County 2019 Community Profile

8.2 Local/Regional Support

Below is a list of agencies at the local/regional level involved in business support and development. This is only a subset of the institutions; more can be found here:



Government of Alberta Small Business Resources:

<https://smallbusiness.alberta.ca/>

Table 35: Local, Regional and Provincial Business Support Networks

Local/Regional/Provincial Programs/Agencies	
Name	URL
Inno-Tech Alberta	https://innotechalberta.ca/
The Business Link	https://businesslink.ca/
Alberta Women Entrepreneurs	https://canadabusiness.ca/programs/alberta-women-entrepreneurs-1/
Community Futures East Parkland	http://eastparkland.albertacf.com/frontpage
Alberta Chambers of Commerce, AB	http://www.abchamber.ca/
Albert Innovates	https://albertainnovates.ca/
Clearwater County and District Chamber of Commerce	https://www.Clearwater Countychamber.ca/
Western Economic Diversification Canada	https://www.canada.ca/en/western-economic-diversification.html
Catapult Entrepreneurs	https://www.catapultentrepreneurs.ca/
Alberta's agri-food industry	https://investalberta.ca/industry-profiles/agri-foods/
Central Alberta Access Prosperity	https://accessprosperity.ca/

Source: McSweeney & Associates, Clearwater County.



Clearwater County 2019 Community Profile

8.3 Education and Training



The following are only a subset of the many recognized universities and colleges in the region. A comprehensive list of Alberta colleges and universities can be found here: <http://www.collegealberta.info/>

Post-secondary Institutions		
Institution Name	Key Programs	Location/contact
Clearwater College	Biblical Studies	Caroline, AB http://www.clearwatercollege.com/
Rocky Community Learning Council	Literacy, high school upgrading, accounting and Microsoft software programs, part of the Campus Central Alberta network which has online diploma and certificate programs	4934 50 St, Rocky Mountain House, AB https://www.rockyclc.ab.ca/
Burman University	35 major or track choices in bachelor's degree programs in their Division of Arts, Division of Science, School of Business, and School of Education.	6730 University Dr, Lacombe, https://www.burmanu.ca/
Red Deer College	RDC offers more than 100 different credit programs, housed in seven Schools: trades, certificates, diplomas, graduate certificates and applied degrees	100 College Blvd, Red Deer, https://www.oldscollege.ca/
Olds College	Delivers a variety of certificate, diploma and applied degree options as well as trades and apprenticeship training.	4500 50 St, Olds, AB (403) 556-8281

Source: McSweeney and Associates

Jerry Pratt: Economic Development Officer
Office: 403.845.4444 | Fax: 403.845.7330
Email: JPratt@clearwatercounty.ca
Web: clearwatercounty.ca/

| 47



Clearwater County 2019 Community Profile

8.4 Financial and Real Estate Institutions

Financial Institutions:

ATB Financial

4515 52 Ave, Rocky Mountain House, AB T4T 1A6

(403) 845-2811

www.atb.com



ATB Financial

5039 50 Ave, Caroline, AB T0M 0M0

(403) 302-5700

www.atb.com

Assante Financial Management Ltd.

5204 49 Street, Rocky Mountain House, AB T4T 1G7

(403) 845-2822

www.assante.com

CIBC

5003 50 St NW, Rocky Mountain House, Clearwater County, AB

(403) 845-3357

www.CIBC.ca

Rocky Credit Union

5035 49 St, Rocky Mountain House, AB T4T 1C1

(403) 845-2861

<https://www.rockycreditunion.com/>

Scotiabank

5038 49 St, Rocky Mountain House, AB T4T 1C1

(403) 845-3331

www.scotiabank.com

Investors Group Financial Services

4616 47 Ave, Rocky Mountain House, AB T4T 1C8

(403) 845-7188

www.investorsgroup.com

Jerry Pratt: Economic Development Officer

Office: 403.845.4444 | Fax: 403.845.7330

Email: JPratt@clearwatercounty.ca

Web: clearwatercounty.ca/

| 48



Clearwater County 2019 Community Profile

Real Estate Institutions

RE/MAX Real Estate Central Alberta (RMH)

4624 47 St, Rocky Mountain House, AB T4T 1C8
(403) 844-3030



Andersons Home & Rental Property

4515 62 St, Rocky Mountain House, AB T4T 1G1

Allan Furlotte Coldwell Banker Ontrack

4424 46 St, Rocky Mountain House, AB T4T 1C7
(403) 844-3856

Clearwater Realty, Ltd

4817 50 St, Rocky Mountain House, AB T4T 1C2
(403) 871-3333

Century 21 Westcountry Realty Ltd.

4915 50 St, Rocky Mountain House, AB T4T 1C2
(403) 845-7772



Jerry Pratt: Economic Development Officer
Office: 403.845.4444 | Fax: 403.845.7330
Email: JPratt@clearwatercounty.ca
Web: clearwatercounty.ca/

| 49



Clearwater County 2019 Community Profile

8.5 Local Media

Table 36: Radio

Media	Frequency
B94 - CHBW -FM (Rocky Mountain House)	94.5 FM
Shine FM – CKRD-FM (Red Deer)	90.5 FM
Sunny 94 – CKRD-FM (Lacombe)	94.1 FM
Real Country 95.5 – CKGY-FM (Red Deer)	95.5 FM
98.9 Zed FM – CIZZ-FM (Red Deer)	98.9 FM
X100.7 – CKRI-FM (Red Deer)	100.7 FM
Big 105 – CHUB-FM (Red Deer)	105.5 FM
106.7 The Drive – CFDV-FM (Red Deer)	106.7 FM
KRAZE 101.3 - CKIK-FM (Red Deer)	101.3 FM

Source: McSweeney and Associates



Table 37: Newspaper, Print or Online

Newspapers	Frequency
The Mountaineer	http://www.rock-e.ca/
The Western Star	https://www.thewesternstar.net/
Red Deer Advocate	https://www.reddeeradvocate.com
Red Deer Express	https://www.reddeerexpress.com

Source: McSweeney and Associates



Jerry Pratt: Economic Development Officer
 Office: 403.845.4444 | Fax: 403.845.7330
 Email: JPratt@clearwatercounty.ca
 Web: clearwatercounty.ca/

| 50



Clearwater County 2019 Community Profile

8.6 Communications Infrastructure

In late March, Clearwater County received \$200,000 matching grant under the Community and Regional Economic Support (CARES) program of the Economic Development and Trade Department, and is in the process of developing a Broadband Strategic Action Plan, which will help connect more businesses to the internet, create jobs and benefit the broader rural community development.



Table 38: Communications Infrastructure

Cable Services	
Name of Provider	Service Area
Shaw Communications	Rocky Mountain House
Telus	Rocky Mountain House, limited areas
Internet Services	
Name of Provider	Service Area
Shaw Communications	Rocky Mountain House
Telus	Clearwater County via Cell Towers
TekSavvy Solutions Inc.	Clearwater County via towers
Xplornet	Clearwater County via Towers and Satellite
Harewaves	Clearwater County via towers
Phone Services	
Name of Provider	Service Area
Shaw	Clearwater County
TELUS	Clearwater County

Source: Clearwater County



Clearwater County 2019 Community Profile

9. TOURISM

David Thompson Country Regional Tourism is a partnership consisting of Clearwater County, the Town of Rocky Mountain House, the Village of Caroline, and the Chambers of Commerce in Caroline, Rocky Mountain House and Nordegg. This partnership is focused on promoting growth through the local tourism industry.



**DAVID
THOMPSON
COUNTRY**
CHALLENGE YOUR
INNER EXPLORER

Nordegg, a part of Clearwater County, exists today mostly because of its tourism assets. The Nordegg Heritage Centre is run by Clearwater and is housed in the hamlet's old yellow school on the main street. It is also home to the Nordegg Miners Cafe and Coliseum Gift Shop. Tours of the Brazeau Collieries National Historic Site can be booked at the Heritage Centre Desk.

For more information please call: (403) 721-2625

Hours: 9:00 am to 5:00 pm, May long weekend to the September long weekend.

Hundreds of Attractions in the Area!

Hiking, Swimming, Fishing, Off Road Vehicles, Mountain biking, Paddling, Boat and Canoe Rentals, Agricultural Tours, Mountain Climbing, Geocaching, Golfing, Museums, Historic sites, Retail Outlets, and so much more!

See all attractions here: <https://davidthompsoncountry.ca/attractions/> and <http://www.clearwatercounty.ca/p/activities>

More than 45 Campsites to Explore!

See Camping:

<http://www.clearwatercounty.ca/p/campgrounds>

Other accommodations:

include Bed & Breakfast, RV Parks, Guest Ranch & Farm Stays, Hostel, Hotel, Motel & Inn, Lodges & Cabins. See the following links for more information: :

https://davidthompsoncountry.ca/listings_category/accommodation/




Clearwater County 2019 Community Profile

10. QUALITY OF LIFE

10.1 Lifestyle

The community of Clearwater County has a solid housing sector and is a growing community. The community has a comprehensive healthcare and social assistance system, as well as a variety of facilities and programs to support recreation and wellbeing.



Jerry Pratt: Economic Development Officer
Office: 403.845.4444 | Fax: 403.845.7330
Email: JPratt@clearwatercounty.ca
Web: clearwatercounty.ca/



Clearwater County 2019 Community Profile

10.2 Health Service

The following is a list of available health services in the community.



Rocky Mountain House Health Centre

5016 52 Ave, Rocky Mountain House, AB T4T 1T2
(403) 845-3347
www.albertahealthservices.ca

Heritage Family Services

5817 60 Ave, Rocky Mountain House, AB T4T 1K2
(403) 871-3604
www.heritagefamilyservices.com

Alberta Health Services - Mental Health

5016 52 Ave, Rocky Mountain House, AB T4T 1T2
(403) 844-5235
www.albertahealthservices.ca

Primary Care Network

4809 47 Ave, Rocky Mountain House, AB T4T 1A8
(403) 845-3050
www.rockypcn.com

Dr. Bruce Rudkin (chiropractor)

4835 50 St, Rocky Mountain House, AB T4T 1A8
(403) 845-2111

Aspen Dental Clinic

5216 50 Ave, Rocky Mountain House, AB
(403) 845-3111
www.aspen-dental.ca

Burden Bearers Counselling Centre

5136 48 St, Rocky Mountain House,
AB T4T 1M5
(403) 845-3419
<https://www.burdenbearers.ca/>

West Country Family Service Association

4934 50 St, Rocky Mountain House, AB T4T 1G7
(403) 845-2033
albertahealthservices.ca

Rocky Dental Clinic

5111 49 St, Rocky Mountain House, AB T4T 1B8
(403) 845-4476

Mountainview Dental Centre

5040A 50 St, Rocky Mountain House, AB V7J 1C6
(403) 845-7868
<https://www.mountainviewdentalrocky.ca/>

Daniela L Roitberg Pro Corporation (Dentistry)

5010 50 Ave, Rocky Mountain House, AB T4T 1W9
(403) 845-3200

Rocky Eye Care Centre

5040 B - 50th Street, Rocky Mountain House,
AB, T4T 1A5
(403) 845 2780 <https://reddeereyecare.com/>

Best Optical & Glass Gallery

5010 50 Ave, Rocky Mountain House, AB T4T 1A9
(403) 845-6048

Eyes & Ears Optical & Hearing Co.

101 4809 47 Ave, Rocky Mountain House, AB T4T 1C8
(403) 871-2020
<http://eyesandearsclinic.ca/>

Jerry Pratt: Economic Development Officer
Office: 403.845.4444 | Fax: 403.845.7330
Email: JPratt@clearwatercounty.ca
Web: clearwatercounty.ca/

| 54



Clearwater County 2019 Community Profile

10.3 Community Protection Services



Table 39: Protective Services

Protective Services		
Service	Service Provider	Contact Information
Police	Royal Canadian Mounted Police (RCMP) – Rocky Mountain House	4428 45 St, Rocky Mountain House, AB T4T 1P3 Administration: 403.845.2882 Complaint Line: 403.845.2881
Police	Royal Canadian Mounted Police (RCMP) – Sundre	215 - 6 Avenue NE, Sundre, AB T0M 1X0 Administration: 403.638.3675 Complaint Line: 403.638.3655
Police	Royal Canadian Mounted Police (RCMP) – Rimbey	Box 919, Rimbey, AB T0C 2J0 Administration: 403.843.2224 Complaint Line: 403.843.2223
Police	Royal Canadian Mounted Police (RCMP) – Innisfail	4904 - 45 Avenue, Innisfail, AB T4G 1N8 Administration: 403.227.3342 Complaint Line: 403.227.3341
Police	Clearwater County Highway Patrol	
Fire	Rocky Mountain House Fire Department	4920 52 St, Rocky Mountain House, AB T4T 1E5 Business Hours: 403-845-4444 / 24 Hour On-Call Emergency: 403-845-2200
Ambulance	Alberta Health Services	911 (emergency)



Clearwater County 2019 Community Profile

Emergency Shelters / Resource Centres		
Shelter/ Resource	Service Provider	Contact
Family Service Centre	FCSS – Family & Community Support Services	Christenson Sports & Wellness Centre 5332 50 St, Rocky Mountain House, AB T4T 1G7 (403) 845-3720
Family Service Centre	Aboriginal Neighbourhood Place Society	4917 - 52 Street, Rocky Mtn. House, AB, T4T 1B5 (403) 845-2788
Family Service Centre	O'Chiese Child Welfare	(403) 989-3949
Family Service Centre	Sunchild Child Welfare	(403) 989-3956 or (403) 989-3955
Family Service Centre	First Nations and Inuit Health Branch, Health Canada	Bighorn • 403-721-2262 Sunchild • 403-989-3962 O'Chiese • 403-989-3900
Housing Support	Metis Urban Housing	5840 - 60 Ave, Rocky Mountain House, AB 403-845-7077 • 403-846-1204 (C)
Resource and Support Centre	NADAP - National Native Addictions Drug Abuse Program	Cuisine Strawberry, O'Chiese (403) 989-3900 Mavis Redcalf, Sunchild (403) 989-3962 Jason Hunter, Bighorn Wesley First Nations (403) 721-2262
Resource and Support Centre	Alberta Alcohol and Drug Abuse Commission	(866) 332-2322
Resource and Support Centre	Burden Bearers Marriage and Family Counselling	(403) 845-3419
Resource and Support Centre	Native Counselling Service	(403) 347-4377
Resource and Support Centre	GOEL Counselling Services	(403) 845-2033
Resource and Support Centre	Rocky Aboriginal Employment Services	Unit A, 5013 - 50 Street, RMH, AB, T4T 1A9 (403) 845-6405
Resource and Support Centre	Rocky Native Friendship Centre	4917 - 52nd St., Rocky Mountain House, AB T4T 1B4 (403) 845-2788
Resource and Support Centre	Sunchild Headstart Program	(403) 989-3909
Resource and Support	Sunchild Social Services	(403) 989-3787
Resource and Support	Yellowhead Community Corrections	(403) 989-2550
Resource and Support Daycare	Barb Hudson - Life Coach Sunchild Daycare	(403) 845-6099 (403) 989-2467
Food Bank	The Lord's Food Bank	4923 52 St, Rocky Mountain House, AB T4T 1E3 (403) 845-7546

Source: McSweeney & Associates and the Clearwater County

Jerry Pratt: Economic Development Officer
Office: 403.845.4444 | Fax: 403.845.7330
Email: JPratt@clearwatercounty.ca
Web: clearwatercounty.ca/

| 56



Clearwater County 2019 Community Profile



10.4 Education

Table 40: Elementary and Secondary Schools

Elementary and Secondary Schools		
Name	Address	Contact:
Kootenay School	5821 65 Ave, Rocky Mountain House, AB T4T 1N6	(403) 845-2142
Leslieville Elementary School	Box 70, Leslieville, AB T0M 1H0	(403) 729-3830
École Rocky Elementary School	4703 50 Ave, Rocky Mountain House, AB T4T 1B9	(403) 845-3541
Condor Elementary School	725 Condor Rd, Condor, AB T0M 0P0	(403) 729-3868
David Thompson School	RR1, Clearwater County, AB T0M 0P0	(403) 729-3930
West Central High School	5506, 50th Street, Rocky Mountain House, AB T4T 1W7	(403) 845-3711
Rocky Christian School	5204 54 Ave, Rocky Mountain House, AB T4T 1G9	(403) 845-3516
St. Dominic Catholic High School	5502 50 St, Rocky Mountain House, AB T4T 1W6	(403) 845-5313
St. Matthew Catholic School	5735 58th St, Rocky Mountain House, AB T4T 1S2	(403) 845-2836
Caroline School	5027 48 Ave, Caroline, AB T0M 0M0	(403) 722-3833
Visions Outreach	4934 50 St, Rocky Mountain House, T4T 1B2	(403) 844-2355

Source: Clearwater County

Jerry Pratt: Economic Development Officer
Office: 403.845.4444 | Fax: 403.845.7330
Email: JPratt@clearwatercounty.ca
Web: clearwatercounty.ca/

| 57



Clearwater County 2019 Community Profile



10.5 Recreational Facilities

The area is well known for its many natural attractions and its history. This includes Abraham Lake, Nordegg, the North Saskatchewan River, the Rocky Mountain House National Historic site, the Ya Ha Tinda, Crescent Falls, Siffleur Falls, and many mountains, rivers, lakes, and wilderness areas. Common activities include camping, hiking, OHV trails, horseback trail rides, canoeing, kayaking, and mountain climbing. Below are facilities available to residents

Table 41: Recreation, Culture and Sports Facilities

Recreation Facilities	
Community Centers	
Lou Soppit Community Centre	Rocky Mountain House, AB
Community Halls	
Alhambra Community Hall	Hamlet of Alhambra
Arbutus Community Hall	Township Rd 38-5, Alhambra, AB T0M 0C0
Aurora Community Hall	Highway 761
Bingley Community Hall	Range Rd 6-1, off Highway 12, Rocky Mountain House
Butte Community Hall	Township Rd 37-3
Buster Creek Community Hall	Crimson Lake
Condor Community	Hamlet of Condor
Frisco Community Hall	6100 Cowboy Trail, Alder Flats, AB T0C 0A0
Evergreen Community Hall	44046 Township Road 38-0
Everdell Community Hall	Range Rd 7-3, Alhambra, AB T0M 0C0
Dovercourt Hall	Clearwater County, AB T0M 0M0
Ferrier Community Hall	24 Ferrier Road, Rocky Mountain House, AB T4T 2A4
Frisco Community Hall	72080 Township Road 40-5A
Gimlet Community Hall	412079 Range Road 4-3
Gwendale Community Hall	
Hardindell Community Hall	384089, Highway 752
Leslieville Community Hall	Hamlet of Leslieville
Nordegg Community Hall	Hamlet of Nordegg



Clearwater County 2019 Community Profile

Sports Facilities	
Christenson Sports & Wellness Centre	5332 50 St, Rocky Mountain House, AB T4T 1G7
Kurt Browning Arena	5103 48 Ave, Caroline, AB T0M 0M0
Parks and Trails	
Crimson Lake Provincial Park	Clearwater County
Rocky Mountain House National Historic Site	Just outside Rocky Mountain House, Parks Canada
Brazeau Collieries Mine National Historic Site	Nordegg, Clearwater County
Ram Falls Provincial Campground	Clearwater County, Alberta Parks
Crescent Falls Provincial Campground	Clearwater County, Alberta Parks
Siffleur Falls Trail Head	Clearwater County, Alberta Parks
Abraham Lake area	Clearwater County, many trails for hikers, horseback and OHV users, and many random camping sites

Source: Clearwater County



Clearwater County 2019 Community Profile

10.6 Local Events

The area hosts the following events/festivals on a reoccurring basis:



Figure 10: Local Events and Festivals

Event	Area	When
Snowy Saturdays	Crimson Lake	Saturdays, January - March
Rocky's Freezin' For A Reason Polar Bear Dip	Crimson Lake	February
Small Town Smack Down, bull riding event	Caroline	April
Bighorn Rodeo, parade	Caroline	May
Rocky Pro Rodeo, parade	Rocky Mountain House	June
Fat Tire Festival	Nordegg area	June
Canada Day Celebration	Rocky National Historic Site	July 1
Prentice Creek Horse Trials	Rocky Mountain House area	July
Marketplace on Main	Rocky Mountain House	Thursdays, July - August
Nordegg Days	Nordegg	August
Leslieville Antique Days	Leslieville	August
Crimson Lake Trail Run	Crimson Lake	August
WPCA Chuckwagon Races	Rocky Mountain House	August
Lions Demolition Derby	Rocky Mountain House	August
Festival of Trees, Parade of Lights	Rocky Mountain House	November
Christmas Light Up	Caroline	December
Fur Trade Christmas	Rocky National Historic Site	December
Riverview Country Christmas	Rocky Mountain House	December (3 weeks)
Rocky Air Show	Rocky Mountain House	July or Aug of 2020 (every 2 years)

Source: Clearwater County

Jerry Pratt: Economic Development Officer
 Office: 403.845.4444 | Fax: 403.845.7330
 Email: JPratt@clearwatercounty.ca
 Web: clearwatercounty.ca/

| 60



Clearwater County 2019 Community Profile

APPENDIX: FEDERAL AND PROVINCIAL ECONOMIC DEVELOPMENT SUPPORT PROGRAMS

Capital	Web
AgriCompetitiveness Program	http://www.agr.gc.ca/eng/programs-and-services/agricompetitiveness-program/?id=1517335776475
Canada Small Business Financing Program - Industry Canada	http://www.ic.gc.ca/eic/site/csbf-pfpec.nsf/eng/Home
Futurpreneur Canada Newcomer Program	https://www.futurpreneur.ca/en/get-started/financing-and-mentoring/newcomer/
Investments in Forest Industry Transformation	http://www.nrcan.gc.ca/forests/federal-programs/13139
Metis Voyageur Development Fund	http://www.mvdf.ca/
SD Tech Fund	https://www.sdtc.ca/en/apply/funds/
Strategic Innovation Fund: Stream 2	http://www.ic.gc.ca/eic/site/125.nsf/eng/home
Aboriginal Economic Partnerships Program (AEPP)	https://www.alberta.ca/aboriginal-economic-partnerships-program.aspx
Alberta Investor Tax Credit (AITC)	https://www.alberta.ca/alberta-investor-tax-credit.aspx
Capital Investment Tax Credit (CITC)	https://www.alberta.ca/capital-investment-tax-credit.aspx
Alberta Innovates - Clean Technology Business Innovation (CTBI) Voucher Program	https://albertainnovates.ca/funding-clean-technology/climate-change-innovation-and-technology-framework-ccitf/#CTD
Alberta Enterprise Corporation	http://www.alberta-enterprise.ca/
CIP Project-Based grant	https://www.alberta.ca/cip-project-based-grant.aspx
CIP Operating grant	https://www.alberta.ca/cip-operating-grant.aspx
CIP Major Cultural and Sport Events grant	https://www.alberta.ca/cip-major-cultural-sport-events-grant.aspx
Western Diversification Program	https://www.wd-deo.gc.ca/eng/301.asp
Economic Development Initiative	https://www.wd-deo.gc.ca/eng/11564.asp

Jerry Pratt: Economic Development Officer
 Office: 403.845.4444 | Fax: 403.845.7330
 Email: JPratt@clearwatercounty.ca
 Web: clearwatercounty.ca/

| 61



Clearwater County 2019 Community Profile

Community Development	Web
Tourism Growth Innovation Fund	https://www.alberta.ca/tourism-growth-innovation-fund.aspx
Project Macro Grant	https://www.alberta.ca/project-macro-grant.aspx
Project Micro Grant	https://www.alberta.ca/project-micro-grant.aspx
Engagement operating grant program	https://open.alberta.ca/publications/engagement-operating-grant-program-guidelines
Leadership and certification operating grant program guidelines	https://open.alberta.ca/publications/leadership-and-certification-operating-grant-program-guidelines
Alberta Blue Cross - Healthy Communities Grant	https://www.ab.bluecross.ca/aboutus/healthy-communities-grant.php
Alberta Indigenous Solar Program	http://indigenous.alberta.ca/AISP.cfm
Alberta Municipal Water/Wastewater Partnership (AMWWP)	http://www.transportation.alberta.ca/2719.htm
First Nations Development Fund Grant Program	http://indigenous.alberta.ca/FNDF-Grant-Program.cfm
Alberta Community Resilience Program	http://aep.alberta.ca/water/programs-and-services/alberta-community-resilience-program/default.aspx



Clearwater County 2019 Community Profile

Commercialization	Web
Canadian Technology Accelerators	http://www.international.gc.ca/trade-commerce/cta-atc/index.aspx?lang=eng
AgriInnovate Program	http://www.agr.gc.ca/eng/programs-and-services/agriinnovate-program/?id=1515682916298
CDMN Soft Landing Program	https://cdmn.ca/program/soft-landing
Industrial Research Assistance Program (IRAP) - National Research Council Canada	http://www.nrc-cnrc.gc.ca/eng/ibp/irap/about/index.html
Investments in Forest Industry Transformation	http://www.nrcan.gc.ca/forests/federal-programs/13139
SD Tech Fund	https://www.sdtc.ca/en/apply/funds/
Aboriginal Business and Entrepreneurship Development	https://canadabusiness.ca/programs/aboriginal-business-and-entrepreneurship-development-1/
Alberta Innovates - Cross Sectoral Investments (Alberta Innovation Voucher and Micro-Voucher Programs)	https://albertainnovates.ca/funding-entrepreneurial-investments/alberta-innovation-voucher/
Alberta Innovates - Cross Sectoral Investments (Product Demonstration Program)	https://albertainnovates.ca/funding-entrepreneurial-investments/product-demonstration-program/
Alberta Innovates - Cross Sectoral Investments (Alberta-Jalisco Innovation and Commercialization Program)	https://albertainnovates.ca/funding-entrepreneurial-investments/alberta-china/
Strategic and international technology partnerships	https://www.alberta.ca/strategic-international-technology-partnerships.aspx
Alberta Innovates - Clean Technology Commercialization Program	https://albertainnovates.ca/funding-clean-technology/climate-change-innovation-and-technology-framework-ccitf/#CTD
Canadian Agricultural Partnership: Products to Markets	https://cap.alberta.ca/CAP/program/MARKETS_S MALL
Canadian Agricultural Partnership: Value-Added Products to Markets	https://cap.alberta.ca/CAP/program/MARKETS_LA RGE
Alberta-Europe Technology Collaboration Fund	http://www.gccir.ca/alberta-europe-collaboration-fund/

Jerry Pratt: Economic Development Officer
 Office: 403.845.4444 | Fax: 403.845.7330
 Email: JPratt@clearwatercounty.ca
 Web: clearwatercounty.ca/



Clearwater County 2019 Community Profile

Media (Digital and Other)	Web
Canadian Media Fund	http://www.cmf-fmc.ca/funding-programs/convergent-stream/
Canadian Film or Video Production Services Tax Credit (PSTC)	https://www.canada.ca/en/canadian-heritage/services/funding/cavco-tax-credits/film-video-production-services.html
Theatre Individual Project Funding	https://www.affta.ab.ca/funding/find-funding/theatre-individual-project-funding-0
Major Arts Presenters Operating Funding	https://www.affta.ab.ca/funding/find-funding/major-arts-presenters-operating-funding
Emerging Curator Fellowship	https://www.affta.ab.ca/funding/find-funding/emerging-curator-fellowship
Visual Arts and New Media Individual Project Funding	https://www.affta.ab.ca/funding/find-funding/visual-arts-and-new-media-individual-project-funding
Public Art Galleries Operating Funding	https://www.affta.ab.ca/funding/find-funding/public-art-galleries-operating-funding
Film and Video Arts Scholarship	https://www.affta.ab.ca/funding/find-funding/film-and-video-arts-scholarship
Indigenous Arts Individual Project Funding	https://www.affta.ab.ca/funding/find-funding
Professional Performing Arts Organizations Operating Funding	https://www.affta.ab.ca/funding/find-funding/professional-performing-arts-organizations-operating-funding
Provincial Arts Service Organizations Operating Funding	https://www.affta.ab.ca/funding/find-funding/provincial-arts-service-organizations-operating-funding
Film and Video Individual Project Funding	https://www.affta.ab.ca/funding/find-funding/film-and-video-individual-project-funding
Arts Presenting Project Funding	https://www.affta.ab.ca/funding/find-funding/arts-presenting-project-funding
Community Support Organizations Operating Funding	https://www.affta.ab.ca/funding/find-funding/community-support-organizations-operating-funding

Jerry Pratt: Economic Development Officer
 Office: 403.845.4444 | Fax: 403.845.7330
 Email: JPratt@clearwatercounty.ca
 Web: clearwatercounty.ca/



Clearwater County 2019 Community Profile

Media (Digital and Other)	Web
Organizations: Arts Project Funding	https://www.affta.ab.ca/funding/find-funding/organizations-arts-project-funding
Music Individual Project Funding	https://www.affta.ab.ca/funding/find-funding/music-individual-project-funding
Dance Individual Project Funding	https://www.affta.ab.ca/funding/find-funding/dance-individual-project-funding
Indigenous Arts Projects for Organizations	https://www.affta.ab.ca/funding/find-funding/indigenous-arts-projects-organizations
Screen-based Production Grant	https://www.alberta.ca/screen-based-production-grant.aspx
Alberta Project Script Development Grant	https://www.alberta.ca/alberta-project-script-development-grant.aspx
Post-Production, Visual Effects and Digital Animation Grant (PPG)	https://www.alberta.ca/post-production-visual-effects-digital-animation-grant.aspx
Cultural Industry Support Organizations Operating Grant	https://www.alberta.ca/cultural-industry-support-organizations-operating-grant.aspx
Cultural Industry Organizations Project Grant	https://www.alberta.ca/cultural-industry-organizations-project-grant.aspx

Energy	Web
Canadian Industry Program for Energy Conservation (CIPEC)	http://www.nrcan.gc.ca/energy/efficiency/industry/cipec/5153
IESO Conservation Fund	http://www.ieso.ca/get-involved/funding-programs/conservation-fund/cf-overview
ecoENERGY Efficiency for Industry Program: ISO 50001	http://www.nrcan.gc.ca/energy/efficiency/industry/financial-assistance/5387
Save on Energy	https://www.saveonenergy.ca/Business.aspx
SD Tech Fund	https://www.sdtc.ca/en/apply/funds/
Alberta Indigenous Community Energy Program	http://indigenous.alberta.ca/AICEP.cfm
Alberta Innovates - Clean Energy (Clean Technology)	https://albertainnovates.ca/funding-clean-technology/

Jerry Pratt: Economic Development Officer
 Office: 403.845.4444 | Fax: 403.845.7330
 Email: JPratt@clearwatercounty.ca
 Web: clearwatercounty.ca/

| 65



Clearwater County 2019 Community Profile

Alberta Innovates - Clean Energy (Advanced Hydrocarbons)	https://albertainnovates.ca/funding-advanced-hydrocarbons/
Alberta Innovates - Water and Land (Tailings Management)	https://albertainnovates.ca/funding/water-and-land/tailings-management/
Petrochemicals Diversification Program	https://www.alberta.ca/petrochemicals-diversification-program.aspx
Coal Community Transition Fund	https://www.alberta.ca/coal-community-transition-fund.aspx
Alberta Innovates - Clean Energy (Advanced Hydrocarbons)	https://albertainnovates.ca/funding-advanced-hydrocarbons/
Alberta Innovates - Clean Technology Facilities Support Program	https://albertainnovates.ca/funding-clean-technology/climate-change-innovation-and-technology-framework-ccitf/#CTD
Alberta Indigenous Solar Program	https://www.alberta.ca/alberta-indigenous-solar-program.aspx

Export	Web
Canadian Commercial Corporation (CCC)	http://www.ccc.ca/
New Exporters to Border States (NEBS)	http://www.canadabusiness.ca/eng/program/2222/
CanExport Program	http://international.gc.ca/canexport/index.aspx?lang=eng
Expanding Market Opportunities Program	http://www.nrcan.gc.ca/forests/federal-programs/13133
Export Market Access - A Global Expansion Program	http://exportaccess.ca/en/home
Going Global Innovation	http://tradecommissioner.gc.ca/funding-financement/ggi-vmi/index.aspx?lang=eng
Alberta Innovates - Cross Sectoral Investments (Industry Associates Programs)	https://albertainnovates.ca/funding-entrepreneurial-investments/export-readiness-voucher/
Alberta Innovates - Cross Sectoral Investments (Export Readiness Micro-Voucher program)	https://albertainnovates.ca/funding-entrepreneurial-investments/industry-associates-program/
SME Export Support Fund	https://www.alberta.ca/export-support-fund.aspx
Value-Added Products to Markets	https://cap.alberta.ca/CAP/program/MARKETS_LA_RGE

Jerry Pratt: Economic Development Officer
 Office: 403.845.4444 | Fax: 403.845.7330
 Email: JPratt@clearwatercounty.ca
 Web: clearwatercounty.ca/

| 66



Clearwater County 2019 Community Profile

Human Resources and Training	Web
Apprenticeship Job Creation Tax Credit - Canada Revenue Agency	http://www.cra-arc.gc.ca/tx/ndvdl/tpcs/ncm-tx/rtrm/cmptng/ddctns/Ins409-485/412/jctc-eng.html
Canada Summer Jobs	https://www.canada.ca/en/employment-social-development/services/funding/canada-summer-jobs.html
Canadian Institutes of Health Research	http://www.cihr-irsc.gc.ca/e/37788.html
Concierge Service - Government of Canada	http://concierge.portal.gc.ca/about-us
Industrial Research Assistance Program (IRAP) - National Research Council Canada	http://www.nrc-cnrc.gc.ca/eng/ibp/irap/about/index.html
MITACS Accelerate	http://www.mitacs.ca/accelerate
MITACS Elevate	https://www.mitacs.ca/en/programs/elevate/program-details
NSERC CRD	http://www.nserc-crsng.gc.ca/Professors-Professeurs/RPP-PP/CRD-RDC_eng.asp
Skills Link Program	http://www.servicecanada.gc.ca/eng/epb/yi/yep/newprog/skillink.shtm
Youth Employment Program - National Research Council Canada	http://www.nrc-cnrc.gc.ca/eng/irap/services/youth_initiatives.html
Alberta Innovates - Cross Sectoral Investments (Alberta Entrepreneurship Incubator Program)	https://albertainnovates.ca/funding-entrepreneurial-investments/entrepreneur-incubator/
Alberta Innovates - Clean Technology Development (CTD) program	https://albertainnovates.ca/funding-clean-technology/climate-change-innovation-and-technology-framework-ccitf/#CTD
Alberta Innovates - Clean Technology Networks Program	https://albertainnovates.ca/funding-clean-technology/climate-change-innovation-and-technology-framework-ccitf/#CTD
Alberta Innovates - Clean Technology Facilities Support Program	https://albertainnovates.ca/funding-clean-technology/climate-change-innovation-and-technology-framework-ccitf/#CTD
Tourism Entrepreneurship Startup Seminar	https://www.alberta.ca/tourism-entrepreneurship-programs.aspx/
Tourism Entrepreneurial Support	https://www.alberta.ca/diversifying-economy.aspx#toc-4

Jerry Pratt: Economic Development Officer
 Office: 403.845.4444 | Fax: 403.845.7330
 Email: JPratt@clearwatercounty.ca
 Web: clearwatercounty.ca/



Clearwater County 2019 Community Profile

Human Resources and Training	Web
Youth Agriculture Education	https://cap.alberta.ca/CAP/program/YOUTH_EDUCATION
Canada-Alberta Job Grant	https://www.alberta.ca/canada-alberta-job-grant.aspx
Summer Temporary Employment Program (STEP)	https://www.alberta.ca/step.aspx
Training for Work programs	https://www.alberta.ca/training-work-programs.aspx
Indigenous Tourism	https://www.alberta.ca/indigenous-tourism.aspx
Leadership and certification operating grant program guidelines	https://open.alberta.ca/publications/leadership-and-certification-operating-grant-program-guidelines
Indigenous Relations' (IR) First Nations Consultation Capacity Investment Program	http://indigenous.alberta.ca/documents/FNCCIP-Overview.pdf?0.7253097766318577

Research and Development	Web
AgriInnovation Program	http://www.agr.gc.ca/eng/programs-and-services/agriinnovate-program/?id=1515682916298
AgriScience Program	http://www.agr.gc.ca/eng/programs-and-services/agriscience-program-projects/?id=1516993063537
Canada Foundation for Innovation	http://www.innovation.ca/en/OurFunds
Canadian Institutes of Health Research	http://www.cihr-irsc.gc.ca/e/37788.html
Canadian International Innovation Program (CIIP)	http://tradecommissioner.gc.ca/funding-financement/ciip-pcii/index.aspx?lang=eng
Communications Research Centre Canada - Industry Canada	http://www.crc.gc.ca/eic/site/069.nsf/eng/h_00022.html
Automotive Partnership Canada	http://www.apc-pac.ca/index_eng.asp
Canada Foundation for Innovation	https://www.innovation.ca/awards/innovation-fund
Canadian Institutes of Health Research	https://www.sdtc.ca/en/funding/funds/nextgen

Jerry Pratt: Economic Development Officer
 Office: 403.845.4444 | Fax: 403.845.7330
 Email: JPratt@clearwatercounty.ca
 Web: clearwatercounty.ca/

| 68



Clearwater County 2019 Community Profile

Research and Development	Web
College and Community Innovation Program & Applied Research and Development Grants	http://www.nserc-crsng.gc.ca/Professors-Professeurs/RPP-PP/ARD-RDA_eng.asp
Industrial Research Assistance Program (IRAP) - National Research Council Canada	http://www.cra-arc.gc.ca/sred/
MITACS Accelerate	http://ito.ic.gc.ca/eic/site/ito-oti.nsf/eng/h_00022.html
New Directions Research Program - OMAFRA	http://ito.ic.gc.ca/eic/site/ito-oti.nsf/eng/h_00837.html
NSERC Engage R&D	http://www.nrc-cnrc.gc.ca/eng/irap/services/youth_initiatives.html
Collaborative Technology Development and Demonstration Stream	http://www.ic.gc.ca/eic/site/125.nsf/eng/00002.html
Aboriginal Business and Entrepreneurship Development	https://canadabusiness.ca/programs/aboriginal-business-and-entrepreneurship-development-1/
Alberta Innovates - Bio Sector - Guest Speaker Support Program	https://albertainnovates.ca/funding-prion/guest-speaker-support-program/
Alberta Innovates - Clean Energy (Advanced Hydrocarbons)	https://albertainnovates.ca/funding-advanced-hydrocarbons/
Alberta Innovates - Clean Energy (Clean Technology)	https://albertainnovates.ca/funding-clean-technology/
Alberta Innovates - Cross Sectoral Investments (Alberta Innovation Voucher and Micro-Voucher Programs)	https://albertainnovates.ca/funding-entrepreneurial-investments/alberta-innovation-voucher/
Alberta Innovates - Cross Sectoral Investments (Alberta Small Business Research and Innovation Initiative)	https://albertainnovates.ca/funding-entrepreneurial-investments/asbiri/
Alberta Innovates - Cross Sectoral Investments (Export Readiness Micro-Voucher program)	https://albertainnovates.ca/funding-entrepreneurial-investments/industry-associates-program/
Alberta Innovates - Clean Technology Development (CTD) program	https://albertainnovates.ca/funding-clean-technology/climate-change-innovation-and-technology-framework-ccitf/#CTD
Alberta Innovates - Clean Technology Commercialization Program	https://albertainnovates.ca/funding-clean-technology/climate-change-innovation-and-technology-framework-ccitf/#CTD

Jerry Pratt: Economic Development Officer
 Office: 403.845.4444 | Fax: 403.845.7330
 Email: JPratt@clearwatercounty.ca
 Web: clearwatercounty.ca/

| 69



Clearwater County 2019 Community Profile

Research and Development	Web
Alberta Innovates - Clean Technology Facilities Support Program	https://albertainnovates.ca/funding-clean-technology/climate-change-innovation-and-technology-framework-ccitf/#CTD
Alberta Innovates - Clean Technology Large-Scale Demonstration and Innovative Deployment Program	https://albertainnovates.ca/funding-clean-technology/climate-change-innovation-and-technology-framework-ccitf/#CTD
Value-Added Products to Markets	https://cap.alberta.ca/CAP/program/MARKETS_LARGE
Strategic Research and Development Grant Program	https://www1.agric.gov.ab.ca/general/progserv.nsf/All/pgmsrv460
Tourism Growth Innovation Fund	https://www.alberta.ca/tourism-growth-innovation-fund.aspx
Alberta-Ontario Innovation Program	http://www.oce-ontario.org/programs/industry-academic-collaboration/albertaontario

Source: McSweeney & Associates

Innovation	Web
Alberta Innovates - Bio Sector - New Collaborations (Prion)	https://albertainnovates.ca/funding-prion/new-collaborations/
Going Global Innovation	http://tradecommissioner.gc.ca/funding-financement/ggi-vmi/index.aspx?lang=eng
Build in Canada Innovation Program (BCIP)	https://buyandsell.gc.ca/initiatives-and-programs/build-in-canada-innovation-program-bcip/overview-of-bcip
Canada Periodical Fund	http://canada.pch.gc.ca/eng/1458744331821
OMF - Music Industry Development	http://www.omdc.on.ca/music/the_ontario_music_fund/music_industry_development.htm
Canadian International Innovation Program (CIIP)	https://www.tradecommissioner.gc.ca/funding-financement/ciip-pcii/index.aspx?lang=eng
MaRS Catalyst Fund	https://www.marsdd.com/funding/mars-catalyst-fund/
Connect to Innovate	https://www.canada.ca/en/innovation-science-economic-development/programs/computer-internet-access/connect-to-innovate.html

Jerry Pratt: Economic Development Officer
 Office: 403.845.4444 | Fax: 403.845.7330
 Email: JPratt@clearwatercounty.ca
 Web: clearwatercounty.ca/

| 70



Clearwater County 2019 Community Profile

Innovation	Web
Matching Investment Fund - Canadian Dairy Commission (CDC)	http://www.milkingredients.ca/index-eng.php?id=127
Centre of Excellence in Next Generation Networks (CENGN)	http://www.nce-rce.gc.ca/NetworksCentres-CentresReseaux/CECR-CECR/CENGN_eng.asp
Canada's new superclusters	http://www.ic.gc.ca/eic/site/093.nsf/eng/00016.html
Bioenterprise Seed Funding	http://www.bioenterprise.ca/index.cfm?page=seedfund_on
Alberta Innovates - Bio Sector - IDEal Program (Prion)	https://albertainnovates.ca/funding-prion/ideal-program/
Alberta Innovates - Bio Sector - Alberta Bio Future	https://albertainnovates.ca/funding-alberta-bio-future/
Alberta Innovates - Health Innovations - Training and Early Career Development	https://albertainnovates.ca/funding-health-innovations/
Alberta Innovates - Clean Energy (Advanced Hydrocarbons)	https://albertainnovates.ca/funding-advanced-hydrocarbons/
Alberta Innovates - Clean Energy (Clean Technology)	https://albertainnovates.ca/funding-clean-technology/
Alberta Innovates - Cross-Sectoral Investments (Alberta Small Business Research and Innovation Initiative)	https://albertainnovates.ca/funding-entrepreneurial-investments/asbiri/
Alberta Innovates - Cross Sectoral Investments (Product Demonstration Program)	https://albertainnovates.ca/funding-entrepreneurial-investments/product-demonstration-program/
Alberta Innovates - Cross Sectoral Investments (Alberta-China International Technology Partnership Program)	https://albertainnovates.ca/funding-entrepreneurial-investments/alberta-china/
Alberta Innovates - Cross Sectoral Investments (Alberta-China International Technology Partnership Program)	https://albertainnovates.ca/funding-entrepreneurial-investments/alberta-jalisco/
Strategic and international technology partnerships	https://www.alberta.ca/strategic-international-technology-partnerships.aspx
Alberta Innovates - Clean Technology Development (CTD) program	https://albertainnovates.ca/funding-clean-technology/climate-change-innovation-and-technology-framework-ccitf/#CTD
Alberta Innovates - Clean Technology Commercialization Program	https://albertainnovates.ca/funding-clean-technology/climate-change-innovation-and-technology-framework-ccitf/#CTD

Jerry Pratt: Economic Development Officer
 Office: 403.845.4444 | Fax: 403.845.7330
 Email: JPratt@clearwatercounty.ca
 Web: clearwatercounty.ca/



Clearwater County 2019 Community Profile

Innovation	Web
Alberta Innovates - Clean Technology Facilities Support Program	https://albertainnovates.ca/funding-clean-technology/climate-change-innovation-and-technology-framework-ccitf/#CTD
Alberta Innovates - Clean Technology Large-Scale Demonstration and Innovative Deployment Program	https://albertainnovates.ca/funding-clean-technology/climate-change-innovation-and-technology-framework-ccitf/#CTD
Alberta Innovates - Water and Land (Land and Biodiversity)	https://albertainnovates.ca/funding/water-and-land/land-and-biodiversity/
Alberta Innovates - Water and Land (Tailings Management)	https://albertainnovates.ca/funding/water-and-land/tailings-management/
Irrigation Efficiency	https://cap.alberta.ca/CAP/program/IRR_EFFICIENCY
Alberta-Europe Technology Collaboration Fund	http://www.gccir.ca/alberta-europe-collaboration-fund/
Visitor Services Innovation Fund	https://www.alberta.ca/visitor-services-innovation-fund.aspx
Economic Development Initiative	https://www.wd-deo.gc.ca/eng/11564.asp

Environment	Web
Alberta Community Resilience Program	http://aep.alberta.ca/water/programs-and-services/alberta-community-resilience-program/default.aspx
SD Tech Fund	https://www.sdtc.ca/en/apply/funds/
Alberta Innovates - Clean Energy (Advanced Hydrocarbons)	https://albertainnovates.ca/funding-advanced-hydrocarbons/
Alberta Innovates - Cross Sectoral Investments (Alberta Innovation Voucher and Micro-Voucher Programs)	https://albertainnovates.ca/funding-entrepreneurial-investments/alberta-innovation-voucher/
Alberta Innovates - Clean Technology Development (CTD) program	https://albertainnovates.ca/funding-clean-technology/climate-change-innovation-and-technology-framework-ccitf/#CTD
Alberta Innovates - Clean Technology Commercialization Program	https://albertainnovates.ca/funding-clean-technology/climate-change-innovation-and-technology-framework-ccitf/#CTD

Jerry Pratt: Economic Development Officer
 Office: 403.845.4444 | Fax: 403.845.7330
 Email: JPratt@clearwatercounty.ca
 Web: clearwatercounty.ca/



Clearwater County 2019 Community Profile

Environment	Web
Alberta Innovates - Clean Technology Business Innovation (CTBI) Voucher Program	https://albertainnovates.ca/funding-clean-technology/climate-change-innovation-and-technology-framework-ccitf/#CTD
Alberta Innovates - Clean Technology Facilities Support Program	https://albertainnovates.ca/funding-clean-technology/climate-change-innovation-and-technology-framework-ccitf/#CTD
Alberta Innovates - Clean Technology Large-Scale Demonstration and Innovative Deployment Program	https://albertainnovates.ca/funding-clean-technology/climate-change-innovation-and-technology-framework-ccitf/#CTD
Alberta Innovates - Water and Land (Land and Biodiversity)	https://albertainnovates.ca/funding/water-and-land/land-and-biodiversity/
Alberta Innovates - Water and Land (Tailings Management)	https://albertainnovates.ca/funding/water-and-land/tailings-management/
GreenSTEM	https://www.alberta.ca/greenstem.aspx
Alberta Municipal Water/Wastewater Partnership (AMWWP)	http://www.transportation.alberta.ca/2719.htm
EcoAction Community Funding Program	http://www1.agric.gov.ab.ca/general/progserv.nsf/all/pgmsrv221
Bayer Crop Science Canada - Investing in Canadian Communities	https://www.cropscience.bayer.ca/Our-Company/Community-Investment.aspx

Jerry Pratt: Economic Development Officer
 Office: 403.845.4444 | Fax: 403.845.7330
 Email: JPratt@clearwatercounty.ca
 Web: clearwatercounty.ca/

| 73



Agenda Item Report

Regular Council Meeting

AIR Type:	Request for Decision
SUBJECT:	Council Committee Appointments List
PRESENTATION DATE:	Tuesday, October 8, 2019
DEPARTMENT:	CAO Office
WRITTEN BY:	Tracy Haight, Executive Assistant
REVIEWED BY:	Rick Emmons, CAO
BUDGET CONSIDERATIONS:	<input checked="" type="checkbox"/> N/A <input type="checkbox"/> Funded by Dept <input type="checkbox"/> Reallocation
LEGISLATIVE DIRECTION:	<input checked="" type="checkbox"/> None <input type="checkbox"/> Provincial Legislation <input type="checkbox"/> County Bylaw or Policy
COMMUNITY BUILDING PILLAR (check all that apply):	
<input type="checkbox"/> Economic Prosperity <input checked="" type="checkbox"/> Governance Leadership <input type="checkbox"/> Fiscal Responsibilities <input type="checkbox"/> Environmental Stewardship <input checked="" type="checkbox"/> Community Social Growth	
ATTACHMENTS:	
Council Committees List 2019 - For Review 10.08.2019 TH	

STAFF RECOMMENDATION:

That Council reviews and directs Administration as to amendments to Board/Committees list, for inclusion in the Organizational Meeting agenda package.

BACKGROUND:

Members of Council expressed interest in reviewing the list of committees and boards to which its members are appointed, in order to assess for efficiencies both for governance and time/scheduling.

Attached for Council's discussion is an alphabetical list of current committees and boards, some of which are County committees with the majority being community-based boards or boards as part of intermunicipal agreements. Also included are days of week/times and location, if available, as well as the number of Council members appointed.

In the Organizational Meeting agenda package, a complete list of boards with descriptions will be included, with both Council and member-at-large appointments, terms and indicating those appointments that are expiring.

If Council chooses to make any adjustments to its committee appointment lists, Administration will reflect those changes in the Organizational Meeting agenda package for the October 22 meeting.

Alternately, Council could choose at the time of Organizational Meeting to not appoint members to specific committees, at their discretion.

COMMITTEE NAME	LEGISLATION/FUNCTION	MEETINGS	DAY OF WEEK	TIME OF DAY	MEETING LOCATION	TIMES/ YEAR	# COUNCILLORS
Strategic Planning Committee (SPC)	Bylaw 1022 - review, evaluate and make recommendations to Council regarding: setting of priorities; bylaw development; policy development; business planning; financial planning and budget; legal services and agreements; land sale or purchase, and negotiations; personnel matters; or economic development and tourism activities.	Third Monday in January, April, June and September.	Monday	9am	Council Chambers	4	7
Agricultural Service Board (ASB)	Bylaw 1022 and ASB Act - advisory body to Council on matters pertaining to agriculture.	Third Friday, every two months	Friday		Ag Meeting Room	6	2
Bighorn Back Country Standing Committee (Including Clearwater Trails Initiative)	AEP committee assists with on-going planning and managing of access in the Bighorn Backcountry, Clearwater Forest Recreational Trail Initiative (CTI).	12				12	1 + 1 Alternate
Caroline and District Recreation and Agricultural Society	Bylaw 111 - facilitates the operation of the HUB Complex in Caroline and acts as a review body for recreation grant funding to groups in the Caroline areas.	Second Tuesday of month, except August.	Tuesday			11	1 + 1 Alternate
Caroline- Clearwater ICF Committee	Bylaw 1060 - The Committee is to give expanded focus to intermunicipal opportunities and considerations. Although individual Councils maintain the authority for decisions in the respective municipalities, the ICC is the main working group for intermunicipal matters.	As required				at least 1 per year	2
Caroline Municipal Library Board		First Monday - November, February, April, June and October.	Monday			5	1

COMMITTEE NAME	LEGISLATION/FUNCTION	MEETINGS	DAY OF WEEK	TIME OF DAY	MEETING LOCATION	TIMES/ YEAR	# COUNCILLORS
Central Alberta Economic Partnership (CAEP)	Provincial Regional Economic Development Alliance with 35 community members -supports business development.	Every two months				6	1
Central Alberta Mayors' & Reeves' Committee	Committee by Central Alberta municipalities - to discuss current issues.	Several times/year				3	2 (Reeve & Deputy Reeve)
Clearwater Community Police Advisory Committee (CCPAC)	volunteer-based organization - advisory body to Rocky Mountain House RCMP Detachment.	Second Wednesday of month.	Wednesday			12	1
Clearwater County Emergency Management Committee	Bylaw 1011 and Emergency Management Act - power to declare or renew a state of local emergency.	As required				0	3
Clearwater County Heritage Grant Advisory Committee	Bylaw 1022 - advises Council on matters relating to Brazeau Collieries Mine Site, Nordegg Heritage Centre Museum and Visitor Information Services and Municipal Heritage Program.	Third Thursdays, Feb, April, June, Aug, Oct, Dec at	Thursday	5pm	CWC Ag Services Building	6	1 + 1 Alternate
Clearwater Regional Emergency Management Advisory Committee	Bylaw 1011 and Emergency Management Act - reviews Municipal Emergency Plans and programs and serves as an advisory body for Council.	As required				0	3
Clearwater Regional Family and Community Support Services Board	FCSS Act - assists in formulating plans and priorities for social services programming.	Second Wednesday of month.	Wednesday	12pm		12	2
CN Railways Community Advisory Panel	Panel discusses concerns raised by Central Alberta municipalities.	Two/year				2	1
Community Futures – Central Alberta (CFCA)	Non-profit organization funded by federal government - supports rural economic diversification and provides small business services, programs and business management tools.	Third Thursday, Monthly, except July/Aug	Thursday	12pm	Downtown Red Deer	10	1

COMMITTEE NAME	LEGISLATION/FUNCTION	MEETINGS	DAY OF WEEK	TIME OF DAY	MEETING LOCATION	TIMES/ YEAR	# COUNCILLORS
David Thompson Recreation Board	Bylaw 568 - advisory body on matters affecting recreation services in and around Alhambra, Aurora, Centerview, Condor, Evergreen/Stauffer, Gimlet, Leslieville, and Withrow; and, Condor, Leslieville and David Thompson schools.	First Thursday of month, except July & August.	Thursday			10	1 + 1 Alternate
Intermunicipal Collaboration (Regional) Committee (ICC)	Stronger Together Agreement - serves as an advisory body for Council.	4/year				4	2 + 1 Alternate
Internet Broadband Committee	Bylaw 1042 - develops vision statement, public engagement strategy & advises Council on matters related to	As required					7
MD Bighorn - Clearwater Intermunicipal Collaboration Committee	Bylaw 1071 - reviews the terms and conditions of the ICF agreement and develops recommendations to respective Councils on all matters of strategic direction	As required				at least 1 per 4 years	2
Municipal Planning Commission (MPC)	Bylaw 997 and MGA - an advisory committee for land use development, rezoning, and acts as the decision-making body for subdivisions.	Third Wednesday of month	Wednesday			12	3
Nordegg Community Association	society by residents of Nordegg - focus on attracting and retaining recreation, education and industry.	Monthly, 4th Wednesday	Wednesday	7:30pm	Nordegg Community Hall	12	1
North Saskatchewan River Park Advisory Committee	Advisory body to reviews development plans for NSRP.	As required				0	2
NSWA Board and NSWA Headwaters Alliance Committee	Board acts as steering committee oversees technical work on the state of headwaters in the North Saskatchewan River watershed.	Third Wednesday of month	Wednesday			10	1
Parkland Airshed Management Zone (PAMZ) – Board of Directors	Non-profit organization - responsible for identifying air quality concerns/ implementing management strategies.	Third Wednesday in January, April, June, September and November.	Wednesday			5	1
Parkland Regional Library (PRL) Board		February, May, September and November.				4	1 + 1 Alternate

COMMITTEE NAME	LEGISLATION/FUNCTION	MEETINGS	DAY OF WEEK	TIME OF DAY	MEETING LOCATION	TIMES/ YEAR	# COUNCILLORS
Pest and Weed Control Appeal Board	Bylaw 1022 and Agricultural Pest Act and Weed Control Act - provides appeal mechanism.	As required	required			0	5
Physician Recruitment and Retention Committee	Multi-stakeholder committee plans initiatives for recruitment and retention of health professionals.	Monthly				12	2
Red Deer River Municipal Users Group (RDRMUG)	Association - focuses on shared goals and long- term sustainability of Red Deer River.	Every two months				6	1
Regional Fire Rescue Services Advisory Committee	Bylaw 1028 and MGA - a review, advisory and recommending body to Council.	First Thursday of month	Thursday			12	2 + 1 Alternate
Rimbey RCMP Community Consultative Group	multi-stakeholder group acts as an advisory body on local crime prevention.	As required					1
RMA Central Zone	To review resolutions that are to be presented at the RMA conventions.	August and December	Friday	10:00 AM	Three Hills	2	1 + 1 Alternate
Rocky and District Recreation, Parks and Community Services	Bylaw 546 - advisory body relating to the Christenson Sports & Wellness Centre, Credit Union Co-op Aquatic Centre, Lou Soppit Community Centre, athletic fields and playgrounds and recreational programming.	First Wednesday of month, except July & August.	Wednesday			10	1 + 1 Alternate
Rocky Community Learning Council (RCLC) Board of Directors	Non-profit organization, the community-based Board of Directors oversee the governance and operations for the Rocky Learning Centre.	Second Tuesday of month, except July/Aug.	Tuesday	1pm	Old Provincial Bldg (RMH)	12	1
Rocky Mountain House (CYRM) Airport Commission	Operating/Management Agreement - develops policy, rules and regulations for operating and managing Airport.	As required				0	2
Rocky Mountain House Hospital Committee	Advocacy group for Rocky hospital.	As required				6	2
Rocky Mountain House Museum Operations Board	Agreement - advisory body to RMHRHS regarding operations of the museum building and Pioneer Park.	Quarterly				4	2
Rocky Mountain House Public Library Board		Third Wednesday of month.	Wednesday			12	1

COMMITTEE NAME	LEGISLATION/FUNCTION	MEETINGS	DAY OF WEEK	TIME OF DAY	MEETING LOCATION	TIMES/ YEAR	# COUNCILLORS
Rocky Mountain Regional Solid Waste Authority Committee	Operations Agreement - serves as a review, advisory and recommending body only, to Council, for delivery of solid waste services.	Second Thursday of month	Thursday	4pm	CWC Council Chambers	12	3
Rocky Senior Housing Council	Alberta Seniors and Housing Ministerial Order #H:063/2000 -responsible for operation and administration of senior housing accommodations in Caroline, Leslieville and Rocky Mountain House.	Third Wednesday of month.	Wednesday			12	2
Rocky-Clearwater Intermunicipal Development Plan (IDP) Committee	Rocky-Clearwater 2007 IDP - serves as an advisory body to Council monitoring Plan effectiveness and reviews proposed annexation.	As required				0	3
School Resource Officer (SRO) Committee	Agreements - reviews the SRO program.	One-two times/year				2	1 + 1 Alternate
Subdivision Development Appeal Board (SDAB)	Bylaw 996 and MGA - provides an appeal mechanism for developments/subdivisions and orders.	As required				0	1 + 1 Alternate
Sundre Forest Products Public Involvement Round Table (SPIRT)	Discusses forest management issues and acts in an advisory capacity to Sundre Forest Products.					Four- Six/year	1 + 1 Alternate
Sundre Petroleum Operators Group (SPOG) Board of Directors	Policy making to set goals and directions for SPOG.	Quarterly				4	1
Sundre RCMP Community Advisory Committee	Multi-stakeholder committee - acts as an advisory body on local crime prevention.	As required				0	1
West Central Stakeholder Group	Multi-stakeholders, this synergy group presents and discusses information related to oil and gas industry operations in West Central Alberta.	First Tuesday of month	Tuesday			12	1
West Country Drug Coalition	Alberta Health Services - Coalition share ideas and resources to solve alcohol and drug related community issues.	Nine/year	Wed or Thurs	10am	Rocky Native Friendship Centre	9	1

CAO's REPORT

October 8, 2019

1. The [Elected Official Education Program](#) (EOEP) has multiple courses coming up.
 - Municipal Corporate Planning and Finance in Leduc on October 16, 2019, in conjunction with the Alberta Summer Villages Association (ASVA) conference. Please note that all elected officials are welcome to register for this course, registration is **not** limited to ASVA participants. The course will run from 8:30 am to 4:30 pm.
 - Council's Role in Service Delivery, November 12, 8:00 am to 4:30 pm, at the RMA convention
 - Council's Role in Strategic Planning, November 12, 8:00 am to 4:30 pm, at the RMA convention

Munis 101 will be offered as a one-and-a-half-day session in:

- Edmonton – October 21 and 22, starting at 1 pm on October 21
 - Clearwater County – December 2 and 3, starting at 10 am on December 2
2. University of Alberta - Augustana Campus, Camrose, offers a 'Certificate in Rural Municipal Leadership' course through the Augustana Extended Education program. A series of seven, one-day modules developed by Doug Griffiths can be taken individually depending upon subject of interest, or as a series for maximum program impact and certification. Course Schedule as follows:

<u>Modules</u>	<u>Date</u>
Priority Based Budgeting	Oct. 10, 2019
Roles & Responsibilities	Nov. 21, 2019
Strategic Leadership	Dec. 5, 2019
Communication & Engagement	Jan 16, 2020
Planning & Action	Feb. 13, 2020
Municipal Collaboration	Mar. 12, 2020
Change Management	Apr. 16, 2020

3. Consultants completed staff interviews on the County's Enterprise Resource Planning (ERP) Financial Systems currently in use. Next step is to determine if current systems meet the needs of the organization's business processes or if there are alternate systems better suited. Final evaluations are expected by mid-December and pending results, Phase 2 of the project will start January 2020.

The County's Geographic Information Systems (GIS) Mapping program is also under review to ensure maximum functionality.

4. Justice and Solicitor General Minister's Office informed Administration that the October 25 Talking Rural Crime Tour is tentatively rescheduled to November 7. Details to be announced when available.

5. ICF/IDP Progress Update:

Creation of 13 Intermunicipal Collaboration Framework (ICF) and Intermunicipal Development Plan (IDP) with the County's bordering municipal neighbours are in various stages of development. Staff continues to pursue completion of the required plans by the Municipal Government Act (s. 708.28) deadline of April 1, 2020. Should any of the remaining rural to rural plans not be completed in time to meet the deadline, Ministerial Order MSL:047/18 allows municipalities to apply for an extension of one additional year to April 2021. This extension application requires consent of both Council(s) by resolution to apply.

By the end of 2019, Administration will evaluate if any extensions are required and, if so, request Council's consideration for resolution(s) at that time.

MUNICIPALITY	IDP	ICF
Brazeau County	EXEMPT	In Progress – Expected draft to Councils by January 2020
ID No 12 JASPER	EXEMPT	Not started
ID No 9 BANFF	EXEMPT	In Progress – Expected draft to Councils December 10
Lacombe County	Not started	Not started – Initial Admin Meeting set for October 30
MD Bighorn	EXEMPT	COMPLETE
Mountain View County	In Progress	In Progress – Expected draft to Councils by January 2020
Ponoka County	Not started	Not started – Initial Admin Meeting set for October 21
Red Deer County	In Progress	In Progress – Expected draft to Councils by January 2020
SV of Burnstick Lake	EXEMPT	In Progress – Expected draft to Councils by January 2020
Town of Rocky Mountain House	COMPLETE	In Progress – pending mediation
Village of Caroline	COMPLETE	COMPLETE
Wetaskiwin County	In Progress	In Progress – Expected draft to Councils October 22
Yellowhead County	EXEMPT	Not started

Upcoming Events

October 10 – Rocky & District Chamber Lunch & Learn
 October 14 – Happy Thanksgiving Day - Clearwater County Offices Closed
 October 17 & 18 – ASVA Conference and AGM
 October 18 – Des Crossley Demonstration Forest 20th Anniversary Celebration
 October 22 – Clearwater County Council Organizational Meeting
 October 24 to 26 – AB Parks & Rec. Annual Conference
 November 5 – Council's Regular Meeting
 November 7 – David Thompson Tourism Business Forum
 November 12 to 15 – Rural Municipalities of Alberta (RMA) Fall Convention
 November 20 – CAEP Fall General Meeting
 December 4 to 6 – Budget Discussions
 December 11 – Central AB Mayors' & Reeves' Meeting

October 8th, 2019

Public Works Report

Gravel Roads

Fall Grader operations are ongoing. Roads are being assessed on a continuous basis. Graders are continuing their efforts on soft areas, areas with washboards, and areas with potholes. As such, patch gravelling is continuing to occur on several roads within the County with aggregate being utilized out of the Irwin and Martin gravel pits along with the Centerview stockpile pit.

Surfaced Roads

Painting of "STOP AHEAD" and stop bars, on County surfaced roads, began the week of September 23rd and will be ongoing over the next few weeks.

Painting of a new crosswalk in Condor was completed on October 2nd to accommodate Condor school. This was done in conjunction with Maintenance installing a new culvert and gravel approach to connect the existing sidewalk with the new crosswalk across from the community hall.

Crews are still patching any surfaced roads, and, SB-90 dust suppressions requiring maintenance, prior to the winter season.

Hauling of Winter Sand, to the North salt storage facility, began the week of September 30th.

Maintenance

Crushing has been completed in the Irwin Pit.

Upgrades to the Condor Wastewater Lagoon is continuing. New Liner installation to be completed in the spring of 2020. Anticipate commissioning of the lagoon, with upgrades, to occur early December 2019.

The Leslieville School grounds wastewater force-main relocation construction project started the week of September 30th. Anticipate completion the week of October 30th, 2019. In addition, Pidherney's will have hydrovac trucks hauling sewage to the lagoon, throughout construction, so no interruptions are expected.

Construction, for the replacement of bridge structure BF 02232, south of Withrow (SE-28-39-4-W5), is still ongoing. The Withrow Highway, just north and south of the bridge structure, continues to be closed. Anticipate completion by October 30th, 2019.

Construction, for the replacement of bridge structure BF 79392, on Twp. Rd. 37-2 west of Stauffer (NW-9-37-5-W5), is still ongoing. Anticipate completion by October 30th, 2019.

The annual flushing of the sanitary wastewater lines, within the hamlets of Leslieville, Condor and Nordegg, has been completed.

The placement of three new streetlights, one in the hamlet of Leslieville and two in Withrow, has been completed.

The installation of wastewater sanitary lines, to the Nordegg Museum and Golf Course Club House, has commenced. Anticipate completion by October 30th, 2019.

Maintenance and repair work, to the Nordegg trails, has finished for 2019. Further work will continue in the spring and summer of 2020.

Gravel Road Rehabilitation

Road Re-Hab Crew working on Twp. Rd. 37-2 (Cooper Pit Road) has roughed in 3200m of the 3200m project and is drying and shaping as weather permits.

Crew has started on Summer Village of Burnstick Lake project, with slope improvements underway. Crew should have project complete with final clean up remaining by Tuesday, weather permitting.

Road Re-Hab crew on Range Road 7-4, north of Twp. Rd. 40-5 for 2400m, has the project completed.

Crew has moved to Township Road 41-2, west of Hwy 22 (Frisco Pit Road), with approximately 200m of the 1600m project roughed in.

Shoulder Pull Crew is on Range Road 5-3, north of SH 598 for 4800m. Crew has 4000m roughed in.

Clean up dozer has trimmed ditches along Twp. Rd. 40-2 shoulder pull and James River Road shoulder pull projects. Dozer will start on Range Road 5-3 as weather permits.

Beaver Flat Road

The Beaver Flat Road project includes the Grading and Other Work from Hwy. 12 to approximately 4.5 km north. Howitt Construction Ltd has road surface to grade and gravelled from Lobstick Creek bridge to north limits of project. Howitt has road under cut from Lobstick Creek bridge to Hwy 12 with backfilling to grade ongoing. Crew continues

to work on compaction as weather permits. Howitt continues to work on ditch cleanup as weather permits from Lobstick Creek to north end of project.

Blue Mountain Power has finished relocating power poles on project.

Nordegg

Manufactured Home Park

Streetlights for the MHP will be installed later this fall.

Completion testing of installed shallow utilities will take place this fall.

Facilities

Condor Public Services Building

Eagle Builders are continuing to install the electrical and mechanical components. Installation of the millwork, lockers and plumbing fixtures is underway. Substantial completion and owner walk through is scheduled for October 15, 2019, ahead of schedule. Once the handover is complete, County staff and contractors will commence furniture and equipment installation, install security system, landscaping and security fence installation.

Nordegg Heritage Centre

The contractor is continuing to work on renovations on the top floor of the Heritage Centre.

Road Bans:

Order by the Vehicle Weights Committee of
Clearwater County
Highway Order No. 03/19
Defining Maximum Allowable Weights Permitted
On Certain Municipal Roads

Pursuant to the Authority granted by the Minister of Transportation and Utilities under the Traffic Safety Act, the Vehicles Weights Committee orders that effective **8:00 a.m., Wednesday, June 5, 2019.**

Percentage Axle Weights for Highways are:

<u>HIGHWAY NO.</u>	<u>LOCATION</u>	<u>% AXLE WEIGHTS</u>
Arbutus Rd RR 6-3 & 6-1	From Hwy #11 to Butte Hall Rd	100%
Airport Road Access	From One Mile north of TWP Rd 40-0 to Airport	100%
Alhambra Rd RR 5-4	From Hwy #11 to SH598	100%
Beaver Flats Rd RR 6-0	From Hwy #598 to Hwy #12	100%
Bunch Road Rge Rd 5-4	From Hwy #598 North to Twp Rd 40-0	100%
Burnstick Lake Rd RR 6-3	From Hwy #54 to 9 km South	100%
Caroline North RR 6-1	From Hwy #54 North 10.5 kms to Butte Hall Rd Twp Rd 37-3	100%
Caroline South Rd RR 6-1	From the Village of Caroline South to extension of #587	100%
Cougar Ridge Twp Rd 38-5	From Hwy752 East ¼ mile Cougar Ridge Access Rd & Subdivision	100%
Crammond Rd TWP RD 35-4	From Hwy #22 East for 8 km	100%
Everdell Rd RR 7-3	From Prairie Creek (Hobbs) Road North to Hwy #752	100%
Golf Course Rd TWP RD 39-5	From Hwy #11A East to the golf course	100%
Greenwood Way, Cul-de-sac	Gravel-Greenwood Way entrance off RR 6-4 – Entire Cul-de-sac	50%
James River Rd RR 5-3	From James River Store on Hwy #587 South to Bridge	100%
Old Dovercourt Rd	From Hwy #11 for 1 km South RR 7-1 & East TWP RD 39-0	100%
Oras Rd RR 6-3	From Junction Hwy #11 North to Hwy #12	100%
Rainbow Ford Rd TWP RD 39-3	From Town/County Boundary East to the Taimi Road	50%
Red Deer River Access Rd	From County Boundary West for 10 km	100%
Wall Street Rd RR 4-3	From Hwy #11 South to County Boundary	100%
Withrow Rd RR 4-3	From Hwy #11 to Rainy Creek Road	100%
Dead End Gravel Road TWP RD 40-4	Gravel - From NE Corner of 20-40-8-W5 West to end of road	50%

This order remains in effect until further notice.

Erik Hansen, Kurt Magnus, Directors, Public Works



Councillor and Board Member 2019 Remuneration Statement

Name of Councillor / Board Member:	Jim Duncan
Date:	October 2, 2019
Signature (Councillor / Board Member):	

PAYMENT PERIOD

January	February	March	April
May	June	July	August
<u>September</u>	October	November	December

Council Supervision Rate	\$1,105.00 / Monthly
Reeve Supervision Rate	\$2,054.00 / Monthly
Deputy Reeve Supervision Rate	\$1,105.00 / Monthly

Date	Type of Meeting Attended	First 4 Hours \$172.00	Next 4 Hours \$136.00	Next 4 Hours \$136.00	Regular Council Meeting \$308.00	Breakfast \$11/ Lunch \$16/ Supper \$21.50	Mileage (km)
Sept 3	Mediator Interviews	X					40
Sept 5	Eavor Tech Presentation	X					40
Sept 9	Mediator Interviews	X					40
Sept 11	NSWA Board Meeting	X	X				440
Sept 11	Central Mayors and Reeves			X			80
Sept 12	Headwaters Conf call	X					
Sept 12	Central Zone Resolutions Conf call	-					
Sept 12	Waste Authority	-					
Sept 13	SAR Conference Welcome	X					40
Sept 16	Strategic planning	X	X				40
Sept 17	Strategic Planning	X	X				40
Sept 23	Policing Conf Call	X					40
Sept 24	Regular Council				X		40
Sept 24	Travel to AUMA			X			247
Sept 25	AUMA Conference	X	X				0

(more space on back of page)

Remuneration Calculation (for office use only)						
0	Meetings @ 92.00 =	0		0	First 5000 Kms @ \$0.58 =	0
12	Meetings @ 172.00 =	2064.00		1334	Over 5000 Kms @ \$0.52 =	693.68
8	Meetings @ 136.00 =	1088.00		0	Lunch @ 16.00 =	0
1	Meetings @ 308.00 =	308.00				

Supervision = 2054.00
Total = 5514.00

Receipt total = 762.30
Total = 1455.98



DOUBLETREE BY HILTON EDMONTON DOWNTOWN
 9576 JASPER AVE
 EDMONTON, AB T5H3V3
 Canada
 TELEPHONE 1-587-525-1234 • FAX 1-575-525-6464
 Reservations
 www.hilton.com or 1 800 HILTONS

DUNCAN, JIM
 BLOCK 550
 ROCKY MOUNTAIN HOUSE AB T4T 1A4
 CANADA

Room No: 919/NKR
 Arrival Date: 9/24/2019 10:46:00 PM
 Departure Date: 9/27/2019 7:22:00 AM
 Adult/Child: 2/0
 Cashier ID: ANGA
 Room Rate: 179.00
 AL:
 HH #
 VAT # 100415605RT0001
 Folio No/Che 36128 A

Confirmation Number: 85656186

DOUBLETREE BY HILTON EDMONTON DOWNTOWN 9/27/2019 7:24:00 AM

DATE	REF NO	DESCRIPTION	CHARGES
9/24/2019	56743	GUEST ROOM	\$179.00
9/24/2019	56743	TRSM LEVY	\$7.16
9/24/2019	56743	DMF	\$5.37
9/24/2019	56743	RM GST	\$8.95
9/25/2019	57579	GUEST ROOM	\$179.00
9/25/2019	57579	TRSM LEVY	\$7.37
9/25/2019	57579	DMF	\$5.37
9/25/2019	57579	RM GST	\$9.22
9/26/2019	57783	PET FEE	\$50.00 - personal
9/26/2019	57783	GST	\$2.50
9/26/2019	58321	PARKING	\$28.00 - personal
9/26/2019	58321	GST	\$1.40
9/26/2019	58322	GUEST ROOM	\$179.00
9/26/2019	58322	TRSM LEVY	\$7.37
9/26/2019	58322	DMF	\$5.37
9/26/2019	58322	RM GST	\$9.22
9/27/2019	58408	VS *2105	(\$684.30)
BALANCE			\$0.00

Total expense = 684.30

	Revenue	Tax
Total Invoice Amount	\$615.00	\$69.30

CREDIT CARD DETAIL

APPR CODE	416525	MERCHANT ID	000100682400
CARD NUMBER	VS *2105	EXP DATE	07/20
TRANSACTION ID	58408	TRANS TYPE	Sale



Councillor and Board Member 2019 Remuneration Statement

Name of Councillor / Board Member:	Cammiie Laird
Date:	August, 2019
Signature (Councillor / Board Member):	

PAYMENT PERIOD

January	February	March	April
May	June	July	August
September	October	November	December

Council Supervision Rate	\$1,105.00 / Monthly
Reeve Supervision Rate	\$2,054.00 / Monthly
Deputy Reeve Supervision Rate	\$1,105.00 / Monthly

Date	Type of Meeting Attended	First 4 Hours \$172.00	Next 4 Hours \$136.00	Next 4 Hours \$136.00	Regular Council Meeting \$308.00	Breakfast \$11/ Lunch \$16/ Supper \$21.50	Mileage (km)
Sept 3	Mtg.: CCRCW at CC Office (18:30-21:00 Hrs.)	1					26
Sept 6	Attd.: Inform. Mtg. @ WVL Re: GOA Rep. Re: Rental Agree. Etc. (09:30-11:30 Hrs.)						28
Sept 7	Attd.: Leslieville Block Party (10:00-15:00 Hrs.)						32
Sept 9	Attd.: Bingley Hall Community BarBQue (13:00-16:00 Hrs.)						18
Sept 10	Mtg: Reg. CC Council (08:30-17:00 Hr.)				1		26
Sept 10	Mtg.: CCRCW Public Meeting @ RMH Museum (18:30-21:30 Hrs.)	1					28
Sept 12	Attd.: Mtg.: RMH Chamber Lunch & Learn (11:30-13:00 Hrs.)						28
Sept 12	Mtg.: RHM Hospital Committee @ Christ Center - CC Office CANCELED (13:00-15:00 Hrs.)	1					
Sept 12	Travel to Calgary for CAFC Conf.		1			21.50	220
Sept 13	Attd.: CAFC Conf. (08:00-17:00 Hrs.)	1	1				
Sept 14	Attd. CAFC Conf. (08:00-17:00 Hrs.)	1	1				
Sept 15	Attd.: CAFC Conf. (08:00-17:00 Hrs.) & Return Home (19:30-23:00 Hrs.)	1	1	1			220
Sept 16	Mtg.: CC Strat. Planning (08:30-16:30 Hrs.)	1	1				26
Sept 16	Mtg. Dr. Rec. & Ret. (19:00-21:30 Hrs)			1			26
Sept 17	Mtg.: CC Strat. Planning (08:30-16:30 Hrs.)	1	1				26
Sept 17	Attd.: RCMP Info at RHM Legion (18:30-20:00 Hrs)						28
Sept 23	Ph. Conf. Call – RMA Re: GOA & Policing (07:30-08:50 Hrs)						



Councillor and Board Member 2019 Remuneration Statement

Sept 23 *	Mtg: RMH Senior Housing (08:30-12:30 Hrs.)	1					28
Sept 23	Attd: Talking Rural Crime GOA Min. Switzer @ Drayton Valley		1				243
Sept 24	Mtg: Reg. CC Council (08:30-17:00 Hr.)				1		26
Sept 25	Mtg. PAMZ @ Red Deer (14:00-18:00 Hrs.)	1					76
Sept 25	Travel to Edmonton for SC Council Mtg. (18:00-22:00 Hrs.)		1			21.50	154
Sept 26	Mtg. SC Council (08:30-16:00 Hrs.) & Return from Edmonton (16:00-19:00 Hrs)	1	1	1			215

(more space on back of page)

Remuneration Calculation (for office use only)							
1	Meetings @ 92.00 =	92.00		0	First 5000 Kms @ \$0.58 =	0	
10	Meetings @ 172.00 =	1720.00		1474	Over 5000 Kms @ \$0.52 =	766.48	
12	Meetings @ 136.00 =	1632.00		0	Lunch @ 16.00 =	0	
2	Meetings @ 308.00 =	616.00		2	Supper @ \$ 21.50 =	43.00	
	Supervision =	1105.00			Receipts Total =	1165.05	
	TOTAL =	5165.00			TOTAL =	1974.53	



Hyatt Regency Calgary
 700 Centre St. SE
 Calgary, AB T2G5P6
 Canada
 Tel: 403-717-1234
 Fax: 403-537-4444

INVOICE

Cammie Laird
 4340 47th Avenue
 Rocky Mountain Hou AB T4T 1A4
 Canada

Room No. 0817
 Arrival 09-12-19
 Departure 09-15-19
 Folio Window 1
 Folio No. 815206

Confirmation No. 3847906101
 Group Name Fire-Rescue Canada Conference

Date	Description	Charges	Credits
09-12-19	Group Room	289.00	
09-12-19	DMF 3.0%	8.67	
09-12-19	Room - GST 5.0%	14.88	
09-12-19	Alberta Room Tax 4.0%	11.91	
09-13-19	Group Room	289.00	
09-13-19	DMF 3.0%	8.67	
09-13-19	Room - GST 5.0%	14.88	
09-13-19	Alberta Room Tax 4.0%	11.91	
09-13-19	Parking Overnight - Self	15.00	
09-14-19	Group Room	289.00	
09-14-19	DMF 3.0%	8.67	
09-14-19	Room - GST 5.0%	14.88	
09-14-19	Alberta Room Tax 4.0%	11.91	
09-14-19	Parking Overnight - Self	15.00	
09-15-19	Master Card	XXXXXXXXXXXX7389 XX/XX	1,003.38

Total 1,003.38 1,003.38

Guest Signature

Balance 0.00

I agree that my liability for this bill is not waived and I agree to be held personally liable in the event that the indicated person, company or association fails to pay for any part or the full amount of these charges.

WE HOPE YOU ENJOYED YOUR STAY WITH US!

World of Hyatt Summary

No Membership to be credited

Join World of Hyatt today and start earning points for stays, dining and more. Visit www.worldofhyatt.com

Thank you for choosing Hyatt Regency Calgary. Your feedback is very important to us. For any comments regarding your stay, please feel free to contact our Manager on Duty via email at calgary.regency@hyatt.com.

For inquiries concerning your bill please call 888.587-4589.

For the best rates available, please visit us at www.hyattregencycalgary.com

GST Tax Number: 859734659 RT 0002

Please remit payment to:
 Hyatt Regency Calgary
 Jowidana Hotels Ltd.
 PO Box 10104, STN A
 Toronto, ON
 M5W 2B1



10155 105th Street,
 Edmonton, AB T5J 1E2
 Tel: (780) 423 4811 Fax: (780) 423 3204

Ms Cammie sue LAIRD
 0 Rr1 stn main
 0
 ROCKY MOUNTAIN HOUSE AB T4T 2A1
 CANADA

Preview

1508

Invoice date 9/26/2019
 Our reference CEP-FC737522 /
 GST Number 10103 5467 RT0020

Guest	Ms Cammie sue LAIRD	Arrival	9/25/2019	Departure	9/26/2019	Room	1508
Date	Description	Quantity	Unit Price			Total ()	
9/25/2019	Room Charge	1	144.00			144.00	
9/25/2019	GST Taxes	1	7.42			7.42	
9/25/2019	Tourism Levy	1	5.93			5.93	
9/25/2019	Destination Market Fee	1	4.32			4.32	

Total invoice	161.67
Total Paid	0.00
Total Due	161.67

Total GST 7.42

**For Corporate Accounts please forward cheque payments to our Head Office address:
 535 Thurlow Street, Suite 700, Vancouver, BC, V6V 3L2**

I agree that my liability for any charges incurred by me is not waived and agree to be held personally liable in the event that the indicated person, company or association fails to pay for any part of the full amount of these charges. Interest will be charged on any overdue balance.

Signature X _____

For reservations: www.coasthotels.com or 1-800-663-1144



Councillor and Board Member 2019 Remuneration Statement

Name of Councillor / Board Member:	Tim Hoven
Date:	9/30/19
Signature (Councillor / Board Member):	

PAYMENT PERIOD

January	February	March	April
May	June	July	August
September	October	November	December

Council Supervision Rate	\$1,105.00 / Monthly
Reeve Supervision Rate	\$2,054.00 / Monthly
Deputy Reeve Supervision Rate	\$1,105.00 / Monthly

Date	Type of Meeting Attended	First 4 Hours \$172.00	Next 4 Hours \$136.00	Next 4 Hours \$136.00	Regular Council Meeting \$308.00	Breakfast \$11/ Lunch \$16/ Supper \$21.50	Mileage (km)
9/5	Eavor	1					91
9/5	WSC		1				55
9/10	Council				1		91
9/12	PRL	1	1				142.4
6/16	Strategic Planning	1	1				91
9/17	Strategic Planning	1	1				91
9/18	MPC	1					91
9/24	Council				1		123
	Meeting with Residents in Caroline						

(more space on back of page)

Remuneration Calculation (for office use only)					
0	Meetings @ 92.00 =	0	0	First 5000 Kms @ \$0.58 =	0
5	Meetings @ 172.00 =	860.00	775.4	Over 5000 Kms @ \$0.52 =	403.21
4	Meetings @ 136.00 =	544.00	0	Lunch @ 16.00 =	0
2	Meetings @ 308.00 =	616.00			
Supervision =		1105.00			
TOTAL =		3125.00	TOTAL = 403.21		



Councillor and Board Member 2019 Remuneration Statement

Name of Councillor / Board Member:	Michelle Swanson
Date:	September 19, 2019
Signature (Councillor / Board Member):	

PAYMENT PERIOD

January	February	March	April
May	June	July	<u>August</u>
September	October	November	December

Council Supervision Rate	\$1,105.00 / Monthly
Reeve Supervision Rate	\$2,054.00 / Monthly
Deputy Reeve Supervision Rate	\$1,105.00 / Monthly

Date	Type of Meeting Attended	First 4 Hours \$172.00	Next 4 Hours \$136.00	Next 4 Hours \$136.00	Regular Council Meeting \$308.00	Breakfast \$11/ Lunch \$16/ Supper \$21.50	Mileage (km)
Aug 14	Airport Meeting	✓					26
Aug 19	AB Masters Games Exe Board Mtg						-
Aug 22	AB Masters Games Opening Ceremony	✓					26
Aug 27	Council Meeting				✓		26
Aug 28	MPC	✓	✓				26

(more space on back of page)

Remuneration Calculation (for office use only)						
0	Meetings @ 92.00 =	0		0	First 5000 Kms @ \$0.58 =	0
3	Meetings @ 172.00 =	516.00		104	Over 5000 Kms @ \$0.52 =	54.08
1	Meetings @ 136.00 =	136.00		0	Lunch @ 16.00 =	0
1	Meetings @ 308.00 =	308.00				
	Supervision =	1105.00				
	TOTAL =	2065.00				TOTAL = 54.08